

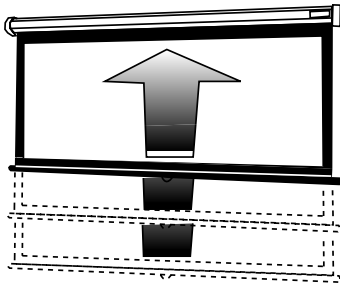


INSTRUCTION BOOK FOR
Model C With CSR
(Controlled Screen Return)

DA-LITE[®]

Pre-Installation

Model C with CSR (Controlled Screen Return) is a feature offered exclusively by Da-Lite to assist the quiet controlled return of the screen into the case.



You Have Made A Wise Selection...

in choosing a Da-Lite projection screen, designed and engineered to produce the sharpest, most pleasing pictures with maximum convenience.

Wall Mounting

1. Select fasteners of proper type for wall or ceiling involved.
2. Insert fasteners through proper openings provided in back side of end caps.
3. Attach screen securely to studding or other solid surface - never to plaster only.
4. MAKE SURE SCREEN IS MOUNTED LEVEL.

Ceiling Mounting

1. Heavy screw hooks may be installed into wood joists. Other types of hooks or chain may be used for other ceilings or for stage installations.
2. Insert hooks or chain through proper openings provided in sides of end caps. Screen must hang so that flat back of case is perpendicular to floor.
3. MAKE SURE SCREEN IS MOUNTED LEVEL.

To Open Screen

Pull down on pull bail until desired picture area is obtained. Lock into position as on a window shade. Be sure surface is locked before releasing.

NOTE: This screen will not lock into position in the upper portion of its travel.

To Re-Roll Your Picture Surface

The Model C operates on the same principle as a window shade. Pull down about 4 inches to disengage the locking dog and start the fabric up firmly and quickly.

Large picture surfaces are heavy and will start up too slowly to prevent the locking dog from catching unless help is provided, so keep picture surface moving briskly.

Should the locking dog catch, pull the picture surface down about 4 inches and start the surface up rapidly.

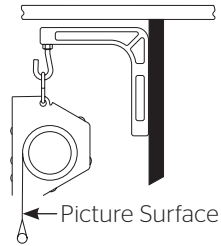
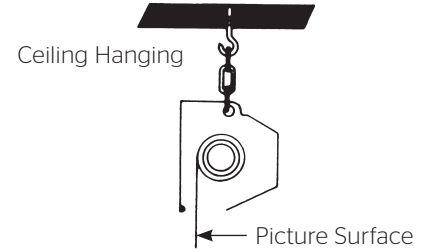
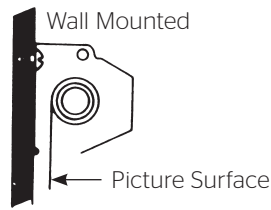
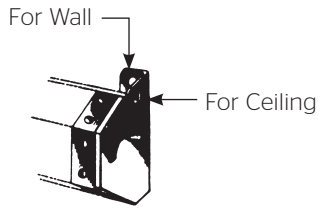
The CSR feature of this screen will allow the screen to stop, as normal, in the bottom portion of its travel. The screen will not stop in the top portion of its travel, but will continue slowly and gently into the case.

To view an online Model C with CSR retraction tutorial, please visit http://www.da-lite.com/products/product_flash/modelc_csr/.

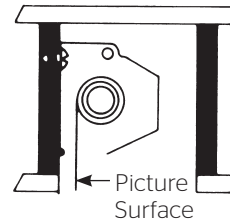
Protect Your Screen

Before re-rolling surface into case, examine both front and back of surface to be sure they are free of foreign matter.

Suggested Methods Of Installation



Use No. 6 Brackets
To Hang Behind
Beam Or Valance



Concealed
(Allow Room For Access)

Troubleshooting

Symptom	Cause	Solution
Screen is retracting too slowly. Over 8 seconds retracting from the bottom into the case.	The CSR adjustment is not correct.	Retract screen completely, and then rotate CSR shaft 1/2 turn at a time counterclockwise.
Screen is retracting too fast. Under 3 seconds retracting from the bottom into the case.	The CSR adjustment is not correct.	Retract screen completely, and then rotate CSR shaft 1/2 turn at a time clockwise.
Screen is retracting too slowly, and then slams the case when adjusted counterclockwise.	The CSR unit (shock absorber) is too strong.	Reset the CSR unit. Call Da-Lite (800-622-3737) for detailed instructions.
Screen does not retract.	Retraction procedure*.	Pull the screen down, and then retract firmly and quickly.
	The CSR has been over adjusted counterclockwise.	The CSR unit is jammed. Reset or replace the CSR unit. Call Da-Lite (800-622-3737) for detailed instructions.
	The roller tube is bent and binding.	Replace the screen.
Screen does not stay down.	Locking procedure.	Pull the screen down, and then slowly retract until it locks.
	Dog is not locking.	Retract screen completely, and then rotate CSR shaft 1/2 turn counterclockwise.

*To view an online Model C with CSR retraction tutorial, please visit http://www.da-lite.com/products/product_flash/modelc_csr/

LIMITED ONE YEAR WARRANTY ON DA-LITE PRESENTATION PRODUCTS

Milestone AV Technologies LLC warrants certain Da-Lite branded products to the original purchaser only, to be free from defects in materials and workmanship for a period of one (1) year from the date of purchase by the original purchaser; provided they are properly operated according to Da-Lite's instructions and are not damaged due to improper handling or treatment after shipment from the factory.

This warranty does not apply to equipment showing evidence of misuse, abuse or accidental damage, or which has been tampered with or repaired by a person other than authorized Da-Lite personnel.

Da-Lite's sole obligation under this warranty shall be to repair or to replace (at Da-Lite's option) the defective part of the merchandise. Returns for service should be made to your Da-Lite dealer. If it is necessary for the dealer to return the screen or part to Da-Lite, transportation expenses to and from Da-Lite are payable by the purchaser and Da-Lite is not responsible for damage in shipment. To protect yourself against damage or loss in transit, insure the product and prepay all transportation expenses.

TO THE MAXIMUM EXTENT PERMITTED BY APPLICABLE LAW, THIS WARRANTY IS IN LIEU OF ALL OTHER WARRANTIES, EXPRESS OR IMPLIED, INCLUDING WARRANTIES AS TO FITNESS FOR USE AND MERCHANTABILITY. Any implied warranties of fitness for use, or merchantability, that may be mandated by statute or rule of law are limited to the one (1) year warranty period. This warranty gives you specific legal rights, and you may also have other rights, which vary from state-to-state. **TO THE MAXIMUM EXTENT PERMITTED BY APPLICABLE LAW, NO LIABILITY IS ASSUMED FOR EXPENSES OR DAMAGES RESULTING FROM INTERRUPTION IN OPERATION OF EQUIPMENT, OR FOR INCIDENTAL, DIRECT, OR CONSEQUENTIAL DAMAGES OF ANY NATURE.**

In the event that there is a defect in materials or workmanship of a Da-Lite product, you may contact our Sales Partners at PO Box 137, Warsaw, IN 46581-0137, (574) 267-8101, (800) 622-3737.

IMPORTANT: THIS WARRANTY SHALL NOT BE VALID AND DA-LITE BRANDED PRODUCTS SHALL NOT BE BOUND BY THIS WARRANTY IF THE PRODUCT IS NOT OPERATED IN ACCORDANCE WITH THE DA-LITE WRITTEN INSTRUCTIONS.

Keep your sales receipt to prove the date of purchase and your original ownership.



A Milestone AV Technologies Brand

3100 North Detroit Street
Warsaw, Indiana 46582
P: 574.267.8101 or 800.622.3737
F: 574.267.7804 or 877.325.4832
E: info@da-lite.com
www.da-lite.com

DL-0273 (Rev. 1) 07.14

© 2014 Milestone AV Technologies LLC. Printed in U.S.A.

80162