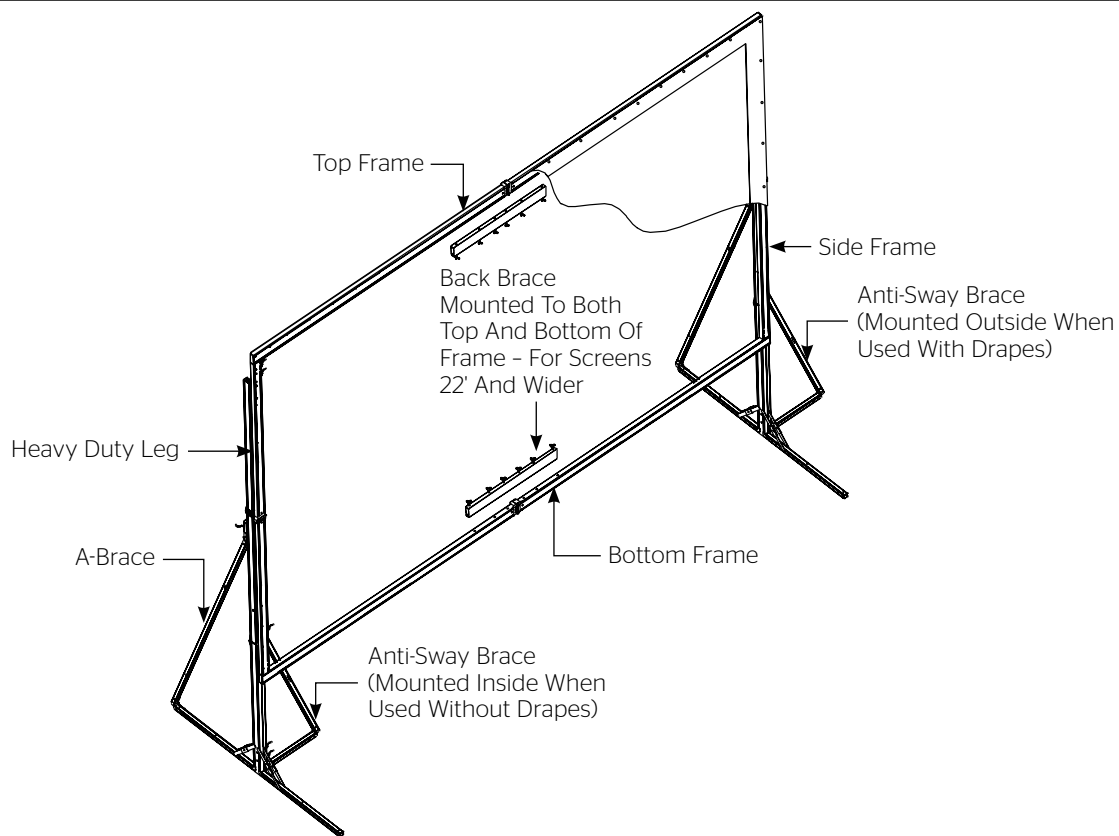


INSTRUCTION BOOK FOR
Heavy Duty Fast-Fold®
Deluxe Frame

DA-LITE®

Heavy Duty Fast-Fold® Deluxe Frame Construction



Instructions

1. Unfold the 4 sections of Heavy Duty Fast-Fold® Deluxe frame, lock all latches and lay face up on the floor. See Figure 1.
2. Attach top and bottom sections to side sections and tighten the Speedy Cranks securely. See Figures 2 and 3. Mount Back Braces to the top and bottom sections (for screens 22' and wider) and tighten the winghead screws securely.

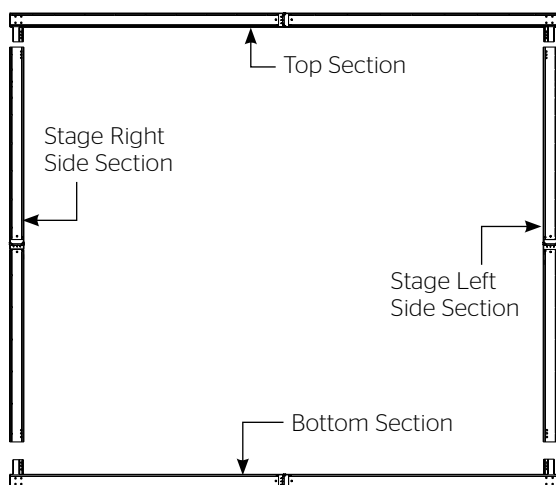


Figure 1

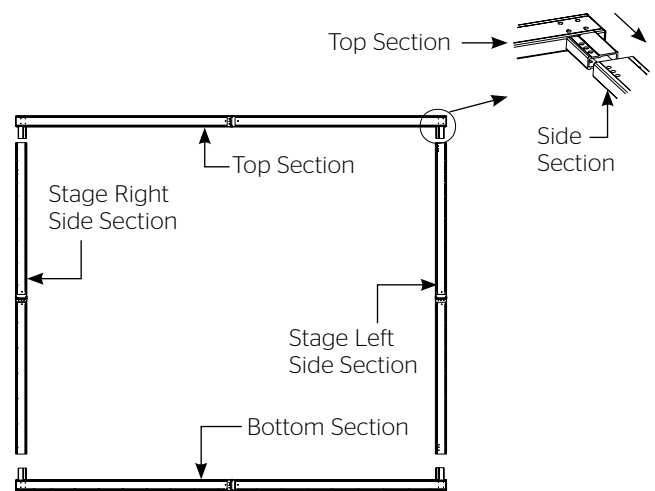


Figure 2

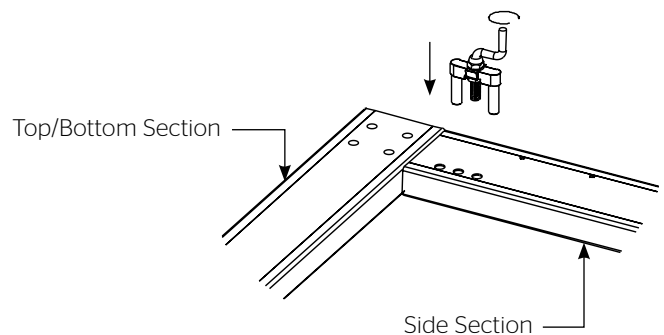


Figure 3

Instructions

3. Attach Heavy Duty Fast-Fold® Deluxe legs to side frame members at desired height, using Speedy Cranks. Note color tape on legs and frame. When matched, the screen height will be 44" off the floor. If legs are too high, top section or sections may be folded over. Unfold the frame feet (for screens 17' and wider) and leg feet. See Figure 4. Do not tighten Speedy Cranks until all are started, then tighten.
4. Lay the frame on the floor.
5. Match top of screen surface (labeled TOP) with top of frame.
6. Snap all four corners.
7. Starting at the bottom section, snap the center button. Continue snapping the remaining buttons.
8. Snap the top and sides in the same manner.
9. Attach Leg to each side of frame using at least 2 Speedy Cranks per leg.
NOTE: Speedy Crank at bottom of leg should be on side of leg away from screen. Do not tighten Speedy Cranks until all are started.

10. Height Adjustment. Heavy Duty Fast-Fold® Deluxe screen height is adjustable in 6" increments either up or down. Normal screen height is 44" from bottom of frame to floor and is the standard height for use with presentation drapery accessories.
NOTE: When selecting frame height on legs, all vertical frame hinges must be below top of leg.
11. Raise front foot of each leg and lock corner brace.
12. With one person at each leg, raise to standing position.
NOTE: With large screens, more than 2 people may be required.
13. Lower back foot, lock corner brace and attach "A" brace from rear foot to back member of truss leg.
14. Attach anti-sway braces to legs.
15. To pack, reverse procedure. Use caution to prevent surface damage.

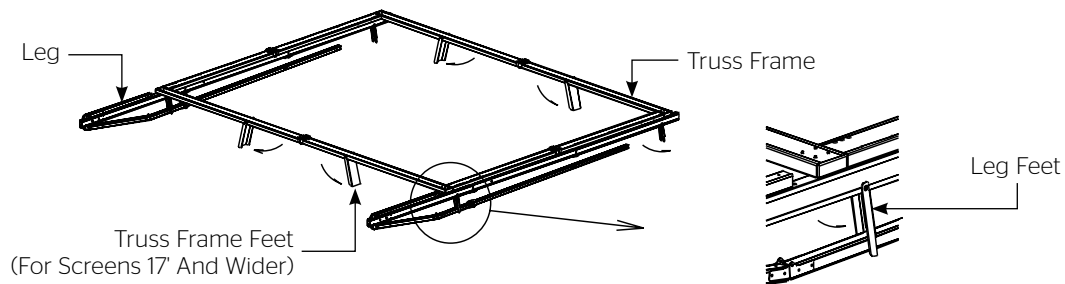


Figure 4

LIMITED ONE YEAR WARRANTY ON DA-LITE PRESENTATION PRODUCTS

Milestone AV Technologies LLC warrants certain Da-Lite branded products to the original purchaser only, to be free from defects in materials and workmanship for a period of one (1) year from the date of purchase by the original purchaser; provided they are properly operated according to Da-Lite's instructions and are not damaged due to improper handling or treatment after shipment from the factory.

This warranty does not apply to equipment showing evidence of misuse, abuse or accidental damage, or which has been tampered with or repaired by a person other than authorized Da-Lite personnel.

Da-Lite's sole obligation under this warranty shall be to repair or to replace (at Da-Lite's option) the defective part of the merchandise. Returns for service should be made to your Da-Lite dealer. If it is necessary for the dealer to return the screen or part to Da-Lite, transportation expenses to and from Da-Lite are payable by the purchaser and Da-Lite is not responsible for damage in shipment. To protect yourself against damage or loss in transit, insure the product and prepay all transportation expenses.

TO THE MAXIMUM EXTENT PERMITTED BY APPLICABLE LAW, THIS WARRANTY IS IN LIEU OF ALL OTHER WARRANTIES, EXPRESS OR IMPLIED, INCLUDING WARRANTIES AS TO FITNESS FOR USE AND MERCHANTABILITY. Any implied warranties of fitness for use, or merchantability, that may be mandated by statute or rule of law are limited to the one (1) year warranty period. This warranty gives you specific legal rights, and you may also have other rights, which vary from state-to-state. **TO THE MAXIMUM EXTENT PERMITTED BY APPLICABLE LAW, NO LIABILITY IS ASSUMED FOR EXPENSES OR DAMAGES RESULTING FROM INTERRUPTION IN OPERATION OF EQUIPMENT, OR FOR INCIDENTAL, DIRECT, OR CONSEQUENTIAL DAMAGES OF ANY NATURE.**

In the event that there is a defect in materials or workmanship of a Da-Lite product, you may contact our Customer Care Specialists at 3100 North Detroit Street, Warsaw, IN 46582, (574) 267-8101, (800) 622-3737.

IMPORTANT: THIS WARRANTY SHALL NOT BE VALID AND DA-LITE BRANDED PRODUCTS SHALL NOT BE BOUND BY THIS WARRANTY IF THE PRODUCT IS NOT OPERATED IN ACCORDANCE WITH THE DA-LITE WRITTEN INSTRUCTIONS.

Keep your sales receipt to prove the date of purchase and your original ownership.



A BRAND OF MILESTONE AV TECHNOLOGIES | www.milestone.com

P 800.622.3737 / 574.267.8101 **F** 877.325.4832 / 574.267.7804

E info@da-lite.com

In British Columbia, Milestone AV Technologies ULC carries on business as MAVT Milestone AV Technologies ULC.

©2018 Milestone AV Technologies. DL-0248 (Rev. 1) 0318.

Da-Lite is a registered trademarks of Milestone AV Technologies. All other brand names or marks are used for identification purposes and are trademarks of their respective owners. All patents are protected under existing designations. Other patents pending.