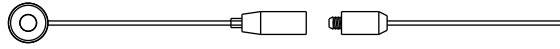
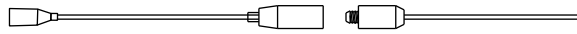


MICROPHONE IDENTIFICATION



HSM8-U (Uni-directional)



HSM8-O (Omni-directional)



www.galaxyaudio.com

ONE YEAR LIMITED WARRANTY

WARRANTY Information can be viewed online at
<http://www.galaxyaudio.com/support/warranty>



www.galaxyaudio.com/support/warranty

HSM8

1-800-369-7768 www.galaxyaudio.com

Specifications in this manual are subject to change without notice.

© Copyright Galaxy Audio 2016

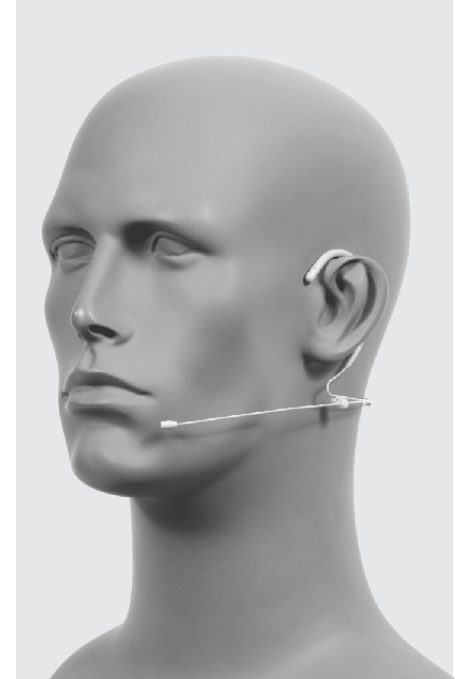

Printed in China

V20160606

ANY SPOT® HEADSET USER'S MANUAL



HSM8



GALAXY AUDIO LIGHTWEIGHT HEADSET MICROPHONE

HSM8



MAKERS OF THE ORIGINAL
HOT SPOT PERSONAL MONITOR



Thank you for your purchase of a Galaxy Audio headset microphone. This Super Lightweight Headset Microphone is highly sensitive, with a wide frequency response for crisp, clear sound. It's aesthetically pleasing, hands-free design is ideal for vocalists, coaches, teachers or anyone who uses a microphone while speaking or performing.

The microphone works great with many wireless transmitters available. Detachable cables are available to use the HSM8 with transmitters made by Galaxy Audio®, AKG®, Shure®, Audio Technica®, Sennheiser®, etc.. When attaching the cable to the headset do not over-tighten the threaded connector. You can also use the microphone with most PC sound cards (adaptor not included). Also, our JIB/PB may be used if a wireless transmitter is not available or needed. The JIB/PB will supply bias voltage to the headset and adapt the mini connector on the headset to a standard XLR connector so it can be attached to a soundboard.

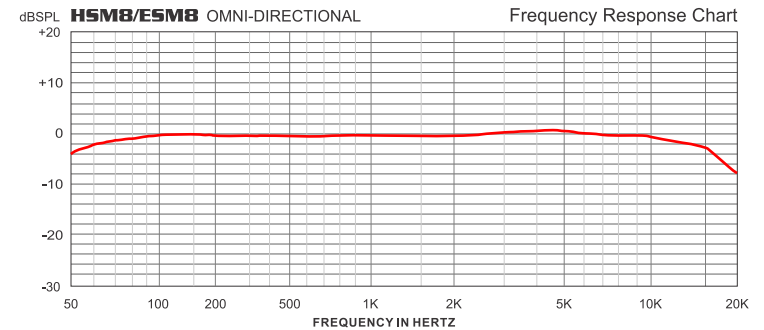
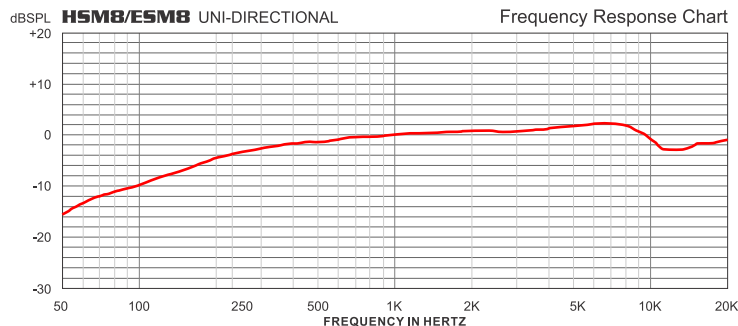
The bendable microphone stem allows for easy adjustment of the microphone's position as you wear the headset.

The super lightweight design makes wearing the microphone more comfortable, even for long periods of time, without using excessive pressure to hold the microphone in place.

SPECIFICATIONS:

- Polar Pattern: Uni-directional / Omni-directional.
- Frequency Response: 50kHz to 16kHz (Uni-directional)
20kHz to 20kHz (Omni-directional)
- Impedance: 1kΩ ± 30% (at 1 K Hz) (Uni-directional)
1.8kΩ ± 30% (at 1 K Hz) (Omni-directional)
- Sensitivity: 5mV/Pa (Uni-directional)
8mV/Pa (Omni-directional)
- Max SPL: 135dB
- Operating Voltage: 1.5 - 9Vdc
- Cable Length: 4' (1.22m)
- Element Diameter: Omni 3.5mm
Uni 7mm

FREQUENCY RESPONSE CURVE:

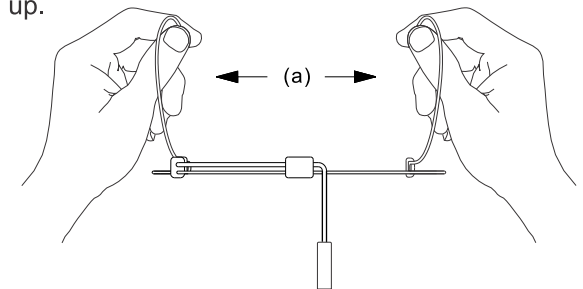


HOW TO WEAR THE MICROPHONE

Holding both steel hangers, slightly bend them outwards with both hands and put them on the ears.

HOW TO TAKE OFF THE MICROPHONE

Holding both steel hangers at the front ends, slightly bend them (a) outwards with both hands and lift them up.



HOW TO ADJUST FOR THE PROPER LENGTH OF THE MICROPHONE STEM

Holding the plastic joint at the bottom of the ear hanger with one hand, move the microphone stem forwards or backwards with the other hand.

HOW TO ADJUST FOR THE PROPER ANGLE OF THE MICROPHONE STEM

Gently bend the boom to the proper position to get the best voice performance.

WARNING

The microphone stem could be damaged if it is bent too sharply.

