

DIGI-USB2 Installation Guide



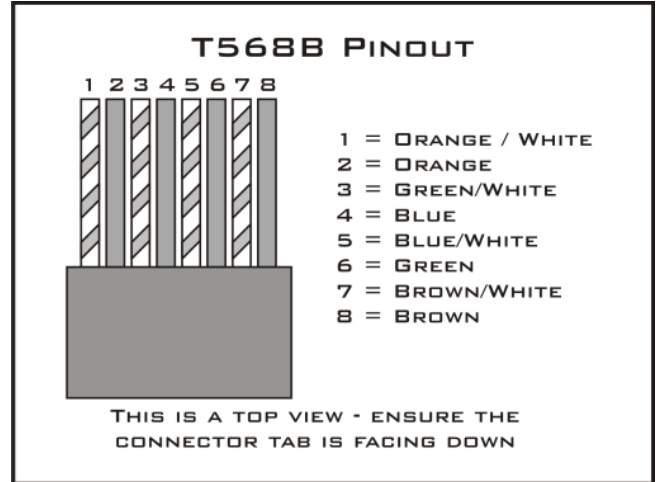
The Intelix DIGI-USB2 extends computer USB 1.1 and USB 2.0 signals up to 100m (330') over twisted pair cabling. The devices can be powered at either the client or host device.

The DIGI-USB2 utilizes inexpensive twisted pair cabling and has a throughput of up to 480Mbps.

The DIGI-USB2 is perfect for keyboard and mouse extension, remote data ports, up to 4 USB hubs, security applications and SmartBoard applications.

Installation Instructions

1. Connect a standard USB cable between the computer and the Local device.
2. Connect the USB of the remote device to the remote extender.
3. Connect twisted pair cable between the local and the remote extenders. Ensure T568B straight-thru wiring.
4. Connect the included power supply to the either the local or the remote extender.
5. Verify proper operation of the extended USB device.



Twisted Pair Wiring - Use T568B wiring for Cat5e/6 connection between send and receive units.

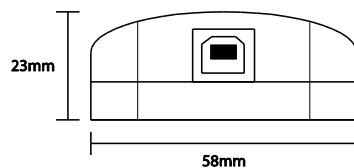
Troubleshooting

Symptom	Possible Solutions
USB is not functioning Active LED is off	Verify that both ends of the twisted pair cables use T568B crimp pattern. Verify the power LEDs on both the send and receive units are brightly illuminated. Verify the power supply is connected to either the local or remote extender.
USB is not functioning Active LED is on	Verify USB cables at local and remote USB ports are operational. Verify USB device works directly attached to PC. Verify the USB device driver is installed and working.
USB is not functioning Overcurrent notification in OS	Verify that the maximum distance has not been exceeded. Power cycle the system. Allow time for the system to discharge. 30 seconds will be adequate. Contact Technical Support.

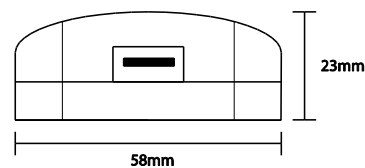
Technical Specifications

I/O Connections	
USB	Type A and Type B
Twisted Pair	Shielded RJ45 Female
24V DC Power	5.5 mm Outside Diameter, 2.1 mm Inside Diameter Barrel
Maximum Distance	
CAT5E	100m (330')
Supported Signals	
USB 2.0	Up to 480-Mbps
USB 1.1	Up to 12 Mbps
Chassis and Environmental	
Enclosure	Black Rubberized ABS Plastic
Dimensions	87mm x 58mm x 28mm (3.43 in. x 2.26 in. x 1.20 in.)
Shipping Weight	0.45kg (1 lbs.)
Operating Temperature	0° to +50° C (+32° to +122° F)
Operating Humidity	20% to 80%, Non-condensing
Storage Temperature	-20° to +70° C (-4° to +158° F)
Storage Humidity	10% to 90%, Non-condensing
Power, ESD, and Regulatory	
Power to USB Devices	500mA
Maximum Power Consumption	4.3 watts
Power Supply	24vDC
Regulatory	FCC (Class A), CE (Class A), RoHS
Other	
Standard Warranty	2 Years
Included Accessories	USB cable, Power Supply and Installation Guide
Mounting	Slots for cable ties

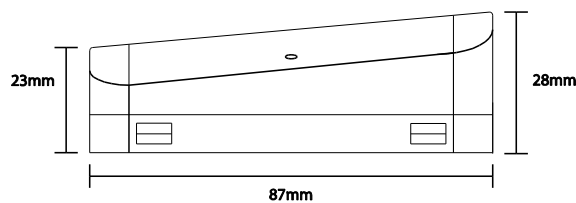
Left (Local)



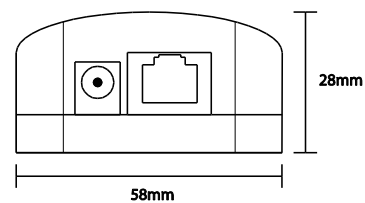
Left (Remote)



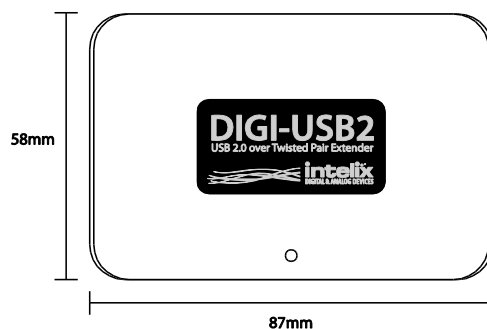
Side (Both)



Right (Both)



Top (Both)



Bottom (Both)

