

RemoteAmp Two

Stereo Headphone Amplifier



User Guide

JK Audio

Description

JK Audio combines professional audio electronics in a rugged new belt pack design.

RemoteAmp Two provides a listen only connection for mono IFB or for listening to full bandwidth stereo music. Separate volume controls for the XLR and 3.5 mm line input jacks allow a simple mix of mono and stereo sources. The XLR line level input accepts either a balanced mono signal or a party line intercom feed (listen-only). The 1/2 watt, 1/4" stereo headphone jack will cut through any crowd noise. Or connect an IFB earpiece to the 3.5 mm stereo earpiece jack.

Safety Precautions



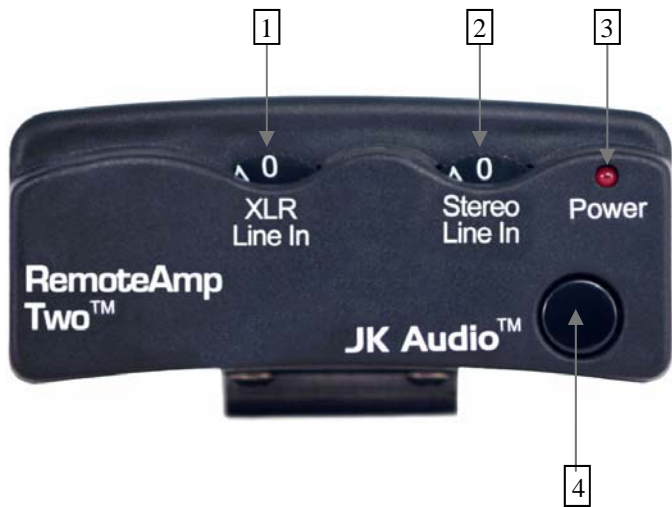
RemoteAmp Two contains a headphone amplifier that is more powerful than a consumer product. JK Audio products are designed for the broadcast industry.

The broadcast professional must be able to hear headphone signals over the ambient noise level. From the cheering crowd at a football game to trackside at a car race, the program material or cues must be heard at high volumes without distortion.

Road safety

Never use headphones while driving or cycling, etc. It can be dangerous to turn up the volume even while walking. Doing so may hinder your hearing and can be hazardous on the roadways or at pedestrian crossings.

Features



Features


1. This control will adjust the level of audio from the XLR Line In jack.
2. This control will adjust the level of audio from the 3.5 mm Stereo Line In jack.
3. This red LED indicates when the power is turned on.
4. Press this Power button in to activate the unit. Press again to turn the unit off.

Connection

1. Connect your headphones to this 1/4" jack. The 1/2 watt stereo headphone output gives you a mix of the XLR line input and the 3.5 mm Stereo Line In.
2. The unbalanced 3.5 mm stereo Earpiece output jack provides a mix of the XLR Line input and the 3.5 mm Stereo Line In.
3. Connect the output of your other audio equipment to this unbalanced stereo 3.5mm Line In jack.
4. Connect the output of your audio console to the XLR Line In jack. This input is line level only and is not suitable for a microphone.

You can use both the balanced XLR and unbalanced 3.5 mm inputs simultaneously. The Stereo Line In allows recordings to be mixed in with the audio from your console.

Connection



FAQs

? Can I connect a microphone to the XLR input jack?

! No, this input is line level only. You need to connect your mic to a mixer or pre amp first.

? Can I mix sound clips from my personal audio player with the audio from my mixing console?

! Yes, you can use both the balanced XLR and unbalanced 3.5 mm inputs simultaneously. The Stereo Line In allows music or other recordings to be mixed in with the audio from your console.

? Can I connect this to my intercom unit?

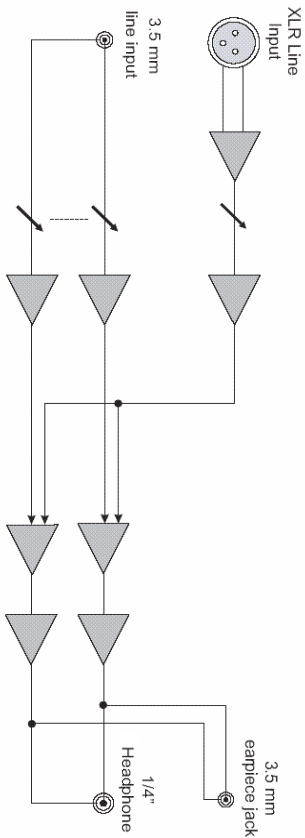
! Yes, this headphone amplifier works well when connected to a ClearCom, RTS or Telex 3-pin XLR party line intercom link so you can monitor the feed, even while listening to the 3.5 mm stereo input.

FAQs

? How long will the battery last?

- !** Based on our tests with the RemoteAmp Two, a standard alkaline battery should last for about 20 hours under normal use. Lithium batteries can significantly increase the battery life, but at a higher cost. As an indicator of low battery, the red Power LED will grow dim and then extinguish a short while before the battery is completely exhausted and the unit shuts down.

Block Diagram



Specifications

Input:

- Female XLR: Line level, balanced
0 dBu nom
20 k ohms impedance
- 3.5 mm Line In: Stereo line level, unbalanced
-10 dBu nom
20 k ohms impedance

Outputs:

- 1/4" Headphone: Stereo, 1/2 watt per channel
8 ohms impedance
- 3.5 mm Earpiece: Stereo, 40 mW
100 ohms impedance

Frequency Response: 20 Hz - 20 kHz

Size: 4.7" x 3.75" x 1.65"
(12 x 9.5 x 4.2 cm)

Weight: 10 ounces (275 grams)

Note: While RemoteAmp Two was designed to be very rugged and durable, it is not waterproof and care should be taken to keep the unit dry.

Warranty

The model RemoteAmp Two is covered by a 2 year warranty to be free from defective workmanship and materials. In the event that the RemoteAmp Two needs repair, you must call us to get an authorization, and then carefully pack and ship it to us. You will pay for shipping to us and we will pay for return back to you, UPS ground. No free repairs will be made if the defect was caused by misuse, weather conditions, or other cause, except for defective workmanship or materials.

THERE ARE NO EXPRESSED OR IMPLIED WARRANTIES WHICH EXTEND BEYOND THE WARRANTY HERE MADE.

07/08

JK Audio, Inc. 1311 E 6th Street, Sandwich, IL 60548 USA

Voice: (815) 786-2929 Toll Free: 800-JK-Audio

Fax: 815-786-8502

info@jkaudio.com www.jkaudio.com

Copyright © 2008 JK Audio, Inc. All rights reserved.