



AdaptaDrive

Assembly Manual & User Guide



Drive Compatibility

The NewerTech AdaptaDrive is compatible with any 2.5 inch hard drive or SSD that uses a standard SATA connector. It allows you to use these drives within spaces that were originally designed for 3.5 inch SATA drives. The example below shows the AdaptaDrive (with an SSD connected) mounted inside a multi-bay, 3.5 inch drive enclosure.

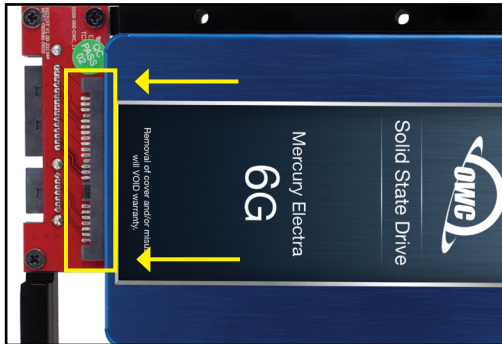


Package Contents


- AdaptaDrive bracket with SATA connector
- 8 piece screw kit

Setup and Installation


1. Slide the connector for the 2.5 inch SATA drive into the SATA connector on the NewerTech AdaptaDrive.



2. Holding the SATA drive in place, turn the AdaptaDrive over. Notice the four recessed, oval-shaped screw holes.



3. There are eight Phillips head screws included. Use the four screws with a smaller head to fasten the AdaptaDrive to the SATA drive.



Once the screws are fastened the top view should look like the photo below. The AdaptaDrive can now be integrated with your desktop computer or drive enclosure.



4. Insert the AdaptaDrive into the computer or enclosure of your choice. Four additional screws are included, but you may find that your computer or enclosure already includes screws or other mounting components.

The NewerTech AdaptaDrive can be installed into your computer's 3.5 inch SATA drive bays as well. The example below shows the AdaptaDrive being installed into a Mac Pro.



If after setting up your AdaptaDrive you are unable to see the connected drive on your computer, the first thing to check is the SATA connection.

If installed in a computer, shut the computer down, disconnect the power and verify that the AdaptaDrive is fully seated into the drive bay (or that it is fully connected to the SATA cable, if applicable). If installed into an external enclosure, first disconnect the enclosure from the computer. If the enclosure has a dedicated power supply, make sure the unit is powered off and disconnect the power supply. Check the SATA connection to ensure the AdaptaDrive is not partially connected. If problems persist, please contact technical support.

Contacting Technical Support

8am-8pm Monday - Friday (Central Time)

9am-4pm Saturday (Central Time)



(800) 275-4576 (North America)

+1 (815) 308-7001 (International)



Live chat is available during normal business hours at:

www.newertech.com/support



You can also submit your question via email:

www.newertech.com/support

Changes:

The material in this document is for information purposes only and subject to change without notice. While reasonable efforts have been made in the preparation of this document to assure its accuracy, Newer Technology, Inc., its parent, partners, affiliates, officers, employees, and agents assume no liability resulting from errors or omissions in this document, or from the use of the information contained herein. Newer Technology, Inc. reserves the right to make changes or revisions in the product design or the product manual without reservation and without obligation to notify any person of such revisions and changes.

FCC Statement: Warning! Modifications not authorized by the manufacturer may void the user's authority to operate this device.

NOTE: This equipment has been tested and found to comply with the limits for a Class A digital device, pursuant to Part 15 of the FCC Rules. These limits are designed to provide reasonable protection against harmful interference when the equipment is operated in a commercial environment. This equipment generates, uses, and can radiate radio frequency energy and, if not installed and used in accordance with the instruction manual, may cause harmful interference with radio communications. Operation of this equipment in a residential area is likely to cause harmful interference, in which case the user will be required to correct the interference at his own expense.

NOTE: This equipment has been tested and found to comply with the limits for a Class B digital device, pursuant to Part 15 of the FCC Rules. These limits are designed to provide reasonable protection against harmful interference in a residential installation. This equipment generates, uses and can radiate radio frequency energy and, if not installed and used in accordance with the instructions, may cause harmful interference to radio communications. However, there is no guarantee that interference will not occur in a particular installation. If this equipment does cause harmful interference with radio or television reception, which can be determined by turning the equipment off and on, the user is encouraged to try to correct the interference by one or more of the following measures:

- Reorient or relocate the receiving antenna.
- Increase the separation between the equipment and receiver.
- Connect the equipment to an outlet on a circuit different from that to which the receiver is connected.

Health And Safety Precautions:

- Read this user guide carefully and follow the correct procedures when setting up the device.
- Use proper anti-static precautions while performing the installation of your hard drives into a drive enclosure. Failure to do so can cause damage to your drive mechanisms and/or the hard drive enclosure.
- Do not attempt to disassemble or modify the device. To avoid any risk of electrical shock, fire, short-circuiting or dangerous emissions, never insert any metallic object into the device. If it appears to be malfunctioning, contact Other World Computing technical support.
- Never expose your device to rain, or use it near water or in damp or wet conditions. Never place objects containing liquids on the drive, as they may spill into its openings. Doing so increases the risk of electrical shock, short-circuiting, fire or personal injury.

Copyrights and Trademarks:

© 2018 Newer Technology, Inc. All rights reserved.

Newer Technology, NewerTech, and the n boomerang logo are trademarks of New Concepts Development Corporation, registered in the U.S. Patent and Trademark Office. AdaptaDrive is a trademark of Newer Technology, Inc., registered in the U.S. Patent and Trademark Office. Apple and Mac Pro are trademarks of Apple Inc., registered in the U.S. and other countries. Other marks may be the trademark or registered trademark property of their owners.

R6 10/23/17 DM



NWTMANADPTDRV

Copyright 2018 Newer Technology, Inc. All rights reserved. Newer Technology's
Limited Warranty is not transferable and subject to limitations.