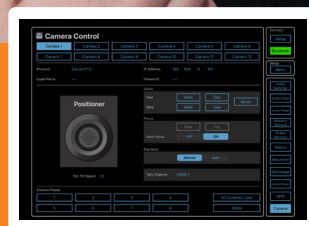
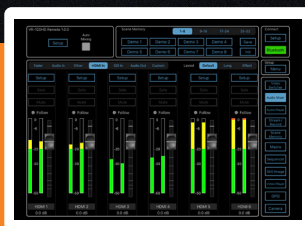
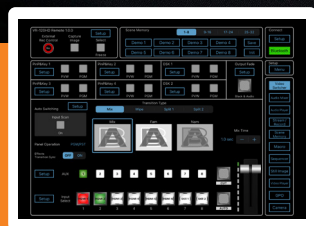


VR-120HD VERSION UP V1.12 RCS FOR macOS AND WINDOWS

More features. No additional cost.



Extend your workflow with VR-120HD Remote for macOS and Windows.

With the VR-120HD RCS application for macOS and Windows, you can control nearly all VR-120HD functions remotely from your computer via USB, RS-232, wired LAN, or wireless LAN (Wi-Fi) connections.

The VR-120HD RCS can run at the same time as your streaming software over USB, allowing you to direct the entire production from your computer screen.

- Switch video and mix audio
- Specify the video effect assigned to each bus
- Adjust audio volume and effect levels
- Set up and cue the sequencer
- Set up and trigger macros and scene memories
- Trigger a connected video recorder
- Adjust the video output
- Access system settings



NEW Extend your workflow with VR-120HD RCS for macOS and Windows.

How to Update

- 1 To update the VR-120HD firmware, click the link below.
- 2 Using a Mac or PC, download VR-120HD RCS from the link below.

[VR-120HD UPDATE AND RCS DOWNLOAD](#)

Be sure to update your VR-120HD product listing with the revised copy on the [Dealer Assets](#) link opposite, and remember to update your demo stock too.

[DEALER ASSETS](#)