


MKE 2 Gold



Instruction manual

部件名称 Parts	有毒有害物质或元素						
	铅 Pb	汞 Hg	镉 Cd	六价铬 Cr ⁶⁺	多溴联苯 PBB	多溴二苯醚 PBDE	环境友好的用 途期间 EFUP
金属部件 Metal Parts	x	o	o	o	o	o	15
电路模块 Circuit Modules	x	o	o	o	o	o	15
电缆及电缆组件 Cables & Cable Assemblies	x	o	o	o	o	o	15
电路开关 Circuit Breakers	x	o	o	o	o	o	15

o：表示该有毒有害物质在该部件所有均质材料中的含量均在 SJ/T11363-2006 标准规定的限量要求以下。

x：表示该有毒有害物质至少在该部件的某一均质材料中的含量超出 SJ/T11363-2006 标准规定的限量要求。

Important safety information

- Please read this instruction manual carefully and completely before using the product.
- Make this instruction manual easily accessible to all users at all times.
- Always include this instruction manual when passing the product on to third parties.

Before operation

- Only connect the product to microphone inputs or power supply units which provide 48 V phantom powering as per IEC 61938 (48 ± 4 V, at least 3.5 mA per channel).
- Never open the housing of the product. If products are opened by customers in breach of this instruction, the warranty becomes null and void.

During operation

- Liquids entering the product can short-circuit the electronics or damage the mechanics. Keep all liquids away from the product.
- Solvents or cleansing agents can damage the surface of the product. Only use a soft, slightly damp cloth to clean the product.
- Do not expose the product to extreme temperatures.

After operation

- Handle the product with care and store it in a clean, dust-free environment.

Intended use

Intended use includes:

- having read this instruction manual, especially the chapter “Important safety information”,
- using the product within the operating conditions and limitations described in this instruction manual.

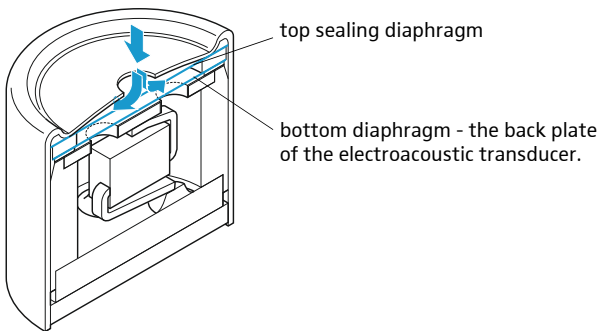
“Improper use” means using the product other than as described in this instruction manual, or under operating conditions which differ from those described herein.

MKE 2 Gold

Condenser clip-on microphone with omnidirectional characteristic for top sound quality and robustness requirements. Suitable for vocal transmission, close-up miking, and miking of instruments in all fields of live sound transmission.

Characteristics

- Extremely small size, i.e. unobtrusive attachment to articles of clothing or the body.
- Insensitive to structure-borne noise.
- Linear frequency response.
- Largely insensitive to penetration of sweat due to the patented tandem diaphragm. This design comprises two individual diaphragms installed on both sides of the diaphragm ring. The bottom diaphragm is electrically active and forms the capacitive electro-acoustic transducer together with the back plate. The top diaphragm is passive and seals the microphone against sweat. Robust sealing of the housing is ensured by a silicone ring. Since the diaphragms are extremely small and thin (less than $1\ \mu\text{m}$), the fact that they are made of different materials does not influence their acoustic properties - over a wide frequency range, these diaphragms oscillate like a tandem.



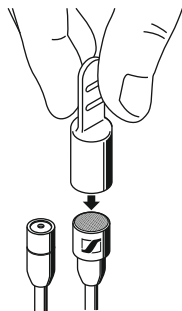
High note emphasis

Your microphone is delivered with two slip-on caps of different lengths. You may use these caps for high-note emphasis. Slip the cap on the head of the microphone until it locks into place.

Please refer to the frequency diagrams in the appendix.

- Short slip-on cap: MZC2-1 Cat. no. 076612
- Long slip-on cap: MZC2-2 Cat. no. 076645

Makeup protection



Please protect your MKE 2 Gold by means of the makeup protection, if you attach your MKE 2 Gold to your body and want to put on makeup. The makeup protection is easy to install: just slip it on the microphone (with or without slip-on cap). The makeup protection prevents makeup from penetrating into the gauze. Remove the makeup protection shortly before you enter the stage.

The makeup protection is available as accessory.

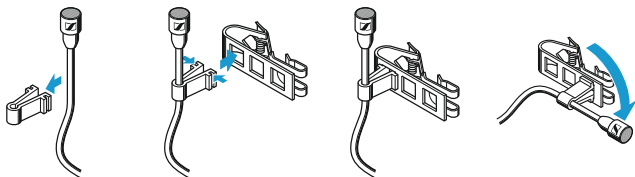
Attachment of the microphone

Depending on the field of application, you may attach the MKE 2 Gold in different ways to either articles of clothing or your body.

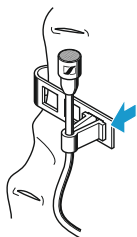


Attachment to articles of clothing

You may use the MZQ 2 Gold clip to attach the microphone to your lapel, tie, collar, a button hole, etc. You may rotate the microphone holder in the clip in steps of 90°.



For thin clothes (e.g. silk), please use the outer hole where the clip's contact pressure is the highest.

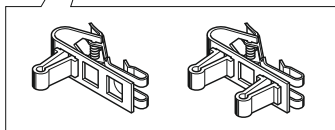
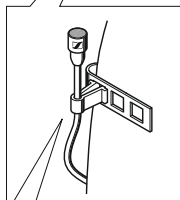

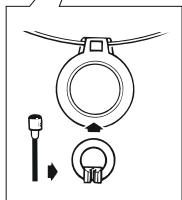
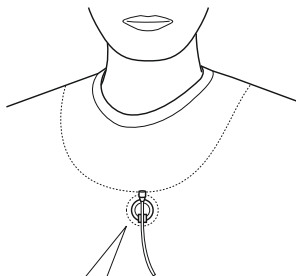


You may also use the MZS 2 pin to attach the microphone to articles of clothing made of fabric that will not be damaged by the pin. The pin attachment withstands high mechanical loads and is also a very convenient solution, if the articles of clothing do not have collars or edges to which the MZQ 2 clip can be attached.



The MZM 10 and MZM 2 magnetic clips can be used for unobtrusive attachment of the microphone to articles of clothing. The frictional force between the microphone and the fabric is often sufficient to ensure that the microphone is not displaced. For smooth and soft clothes, the neckstrap (included) ensures that the microphone is not displaced from its proper position.

Examples of use

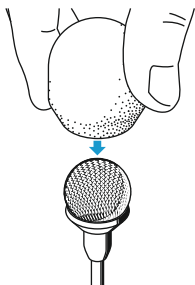


Wind-shields

Wind noise impairs the quality of outdoor recording and close-up miking. The MZW 2 and MZW 02 wind-shields considerably reduce the wind noise.



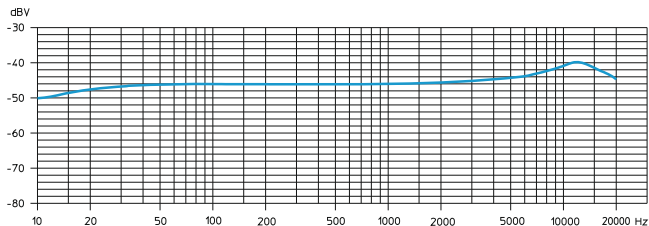
Please install the MZW 2 wind-shield, first. This wind-shield reduces the wind noise by a maximum of 20 dB.



You may further reduce the wind noise by 10 dB by means of the additional MZW 02 foam-net wind-shield.

MZW 2 and MZW 02 are available as accessories.

Freefield frequency response



MKE 2 Gold – Technical data in comparison

MKE 2 ...	-2R Gold (anthracite) -2R-3 Gold (beige)	-4 Gold (anthracite) -4-3 Gold (beige)	-5 Gold (anthracite) -5-3 Gold (beige)	-60 Gold (anthracite)
Directional characteristic	omni-directional			
Transmission range	20-20.000 Hz \pm 3 dB			
Free-field open-circuit sensitivity (1 KHZ)	5 mV / Pa \pm 2,5 dB			
Rated impedance	1000 Ω			
Min. terminating impedance	4.7 k Ω			
Equivalent noise level: A-weighted (DIN IEC 651) CCIR-weighted (CCIR 468-1)	26 dB 39 dB		27 dB 40 dB	
Sound pressure level limit	142 dB			
Feed	via SK 2012 transmitter	via SK 3063-U transmitter	open-ended cable	via K6/K6P powering module
Plug	Mikrodot	4-pin Lemo	—	special connector for system K6
Cable length	1.6 m		4 m	3 m
Microphone diameter	4.8 mm			
Weight (without plug, cable)	1 g			
Delivery includes	MZC 2-1, MZC 2-2 slip-on caps, Operating instructions			

Manufacturer declarations

Warranty

Sennheiser electronic GmbH & Co. KG gives a warranty of 24 months on this product. For the current warranty conditions, please visit our website at www.sennheiser.com or contact your Sennheiser partner.

FOR AUSTRALIA ONLY

Sennheiser goods come with guarantees that cannot be excluded under the Australian Consumer Law. You are entitled to a replacement or refund for a major failure and compensation for any other reasonably foreseeable loss or damage. You are also entitled to have the goods repaired or replaced if the goods fail to be of acceptable quality and the failure does not amount to a major failure.

This warranty is in addition to other rights or remedies under law. Nothing in this warranty excludes, limits or modifies any liability of Sennheiser which is imposed by law, or limits or modifies any remedy available to the consumer which is granted by law.

To make a claim under this warranty, contact Sennheiser Australia Pty Ltd, Unit 3, 31 Gibbes Street Chatswood NSW 2067, AUSTRALIA. Phone: (02) 9910 6700, email: service@sennheiser.com.au.

All expenses of claiming the warranty will be borne by the person making the claim.

The Sennheiser International Warranty is provided by Sennheiser Australia Pty Ltd (ABN 68 165 388 312), Unit 3, 31 Gibbes Street Chatswood NSW 2067 Australia.

In compliance with the following requirements

WEEE Directive (2012/19/EC)

Please dispose of this product at the end of its operational lifetime by taking it to your local collection point or recycling center for such equipment.




CE Conformity

- RoHS Directive (2011/65/EU)
- EMC Directive (2014/30/EU)

The declaration is available at www.sennheiser.com.

In compliance with

- Europe
- USA
- Canada
- China
- Australia/New Zealand

 EMC EN 55103-1/-2

FCC 47 CFR 15 subpart B

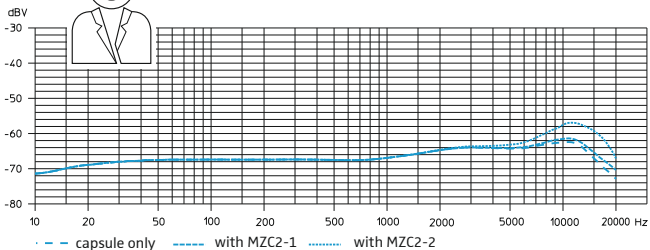
Industry Canada CAN ICES-3 (B)/NMB-3(B)



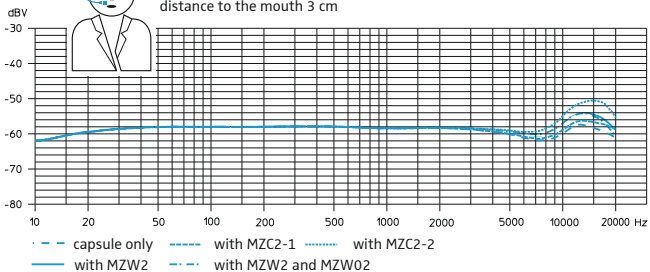
Appendix



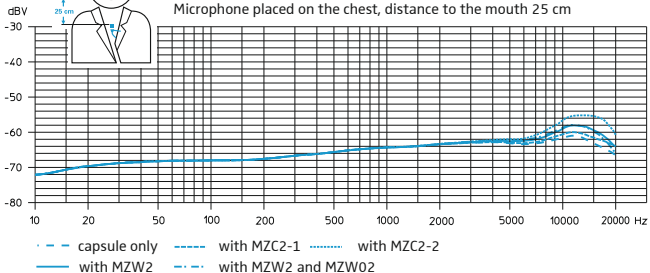
Microphone placed in the middle of the forehead



Microphone placed in the corner of the mouth
distance to the mouth 3 cm



Microphone placed on the chest, distance to the mouth 25 cm





Sennheiser electronic GmbH & Co. KG

Am Labor 1, 30900 Wedemark, Germany
www.sennheiser.com

Publ. 07/15, 077490 /A05