

## 1 Port RS232 Serial DB9 Extender over Cat 5 - Up to 3300ft (1000m)

RS232EXTC1

RS232EXTC1GB

RS232EXTC1EU



\*actual product may vary from photos

DE: Bedienungsanleitung - [de.startech.com](http://de.startech.com)

FR: Guide de l'utilisateur - [fr.startech.com](http://fr.startech.com)

ES: Guía del usuario - [es.startech.com](http://es.startech.com)

IT: Guida per l'uso - [it.startech.com](http://it.startech.com)

NL: Gebruiksaanwijzing - [nl.startech.com](http://nl.startech.com)

PT: Guia do usuário - [pt.startech.com](http://pt.startech.com)

For the most up-to-date information, please visit: [www.startech.com](http://www.startech.com)

## FCC Compliance Statement

This equipment has been tested and found to comply with the limits for a Class B digital device, pursuant to part 15 of the FCC Rules. These limits are designed to provide reasonable protection against harmful interference in a residential installation. This equipment generates, uses and can radiate radio frequency energy and, if not installed and used in accordance with the instructions, may cause harmful interference to radio communications. However, there is no guarantee that interference will not occur in a particular installation. If this equipment does cause harmful interference to radio or television reception, which can be determined by turning the equipment off and on, the user is encouraged to try to correct the interference by one or more of the following measures:

- Reorient or relocate the receiving antenna.
- Increase the separation between the equipment and receiver.
- Connect the equipment into an outlet on a circuit different from that to which the receiver is connected.
- Consult the dealer or an experienced radio/TV technician for help.

## Use of Trademarks, Registered Trademarks, and other Protected Names and Symbols

This manual may make reference to trademarks, registered trademarks, and other protected names and/or symbols of third-party companies not related in any way to StarTech.com. Where they occur these references are for illustrative purposes only and do not represent an endorsement of a product or service by StarTech.com, or an endorsement of the product(s) to which this manual applies by the third-party company in question. Regardless of any direct acknowledgement elsewhere in the body of this document, StarTech.com hereby acknowledges that all trademarks, registered trademarks, service marks, and other protected names and/or symbols contained in this manual and related documents are the property of their respective holders.

# Table of Contents

<b>Introduction</b> .....	<b>1</b>
Packaging Contents .....	1
System Requirements.....	1
Side View 1 .....	2
Side View 2.....	2
<b>Installation</b> .....	<b>3</b>
Hardware Installation .....	3
Driver Installation.....	3
<b>Wiring Information</b> .....	<b>4</b>
DB9 connector Pinout .....	4
<b>Specifications</b> .....	<b>5</b>
<b>Technical Support</b> .....	<b>6</b>
<b>Warranty Information</b> .....	<b>6</b>

# Introduction

The RS232EXTC1 Serial over Cat 5 Extender allows you to increase the distance of your RS232 Serial connection by up to 1000 meters (3300 feet), giving you the ability to connect serial peripheral devices up to a kilometer away from your system - an incredible 65x greater than normal RS232 serial cable length restrictions would permit.

The Extender is a cost-effective serial extension solution and completely hardware-based, eliminating the need to install additional software, allowing for a completely plug and play installation. The hardware can be setup in minutes, using existing or new Cat 5 or better Ethernet cabling.

Perfect for use in industrial monitoring and control, POS, security, medical, and traffic flow applications, the RS232 Serial over Cat 5 extender maintains the RS232 standard with support for data transfer rates of up to 230 Kbps.

Backed by a StarTech.com 2-year warranty and free lifetime technical support.


## Packaging Contents

- 1x RS232 Extender Local Unit
- 1x RS232 Extender Remote Unit
- 1x 20cm Null Modem cable (DB-9 Male to Male)
- 2x Power Adapter
- 1x User Manual

## System Requirements

- RS232 enabled communication devices
- (Optional) Available AC power outlet

## Side View 1



## Side View 2



\*actual product may vary from photos

# Installation

## Hardware Installation

1. Connect a 9-pin DB9 cable from the Local unit, to the RS232 serial connector on the local/host device. A male/male DB9 null modem cable is provided, but if another cable/adaptor is required, this can be purchased separately from [www.startech.com](http://www.startech.com).
2. Connect an RJ45 terminated Cat5 Ethernet cable to the RJ45 connector on the Transmitter unit.

If you are using surface cabling, ensure you have enough Category 5 unshielded twisted pair (UTP) network cabling to connect the Host Unit to the Remote Unit's location, and that each end is terminated with an RJ45 connector. The cabling should not go through any networking equipment (i.e. router, switch).

OR

If you are using premises cabling, ensure that the Category 5 unshielded twisted pair (UTP) network cabling between the Host Unit and the Remote Unit has been properly terminated in a wall outlet in each location and there is a patch cable long enough to connect the Remote Unit and the Host Unit to their respective outlets. The cabling should not go through any networking equipment (i.e. router, switch).

3. Connect a 9-pin DB9 cable from the Remote Unit to the remote RS232 serial device.

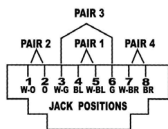
**OPTIONAL:** Connecting the power adapters is not required in most situations. If the extender does not work, or is intermittent, connecting the power adapters is recommended.

## Driver Installation

No driver or software installation is required.

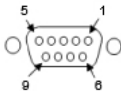
# Wiring Information

Conductor	RJ45 Pin	Conductor Color Code
Pair 1	5	White-Blue
	4	Blue
Pair 2	1	White-Orange
	2	Orange
Pair 3	3	White-Green
	6	Green
Pair 4	7	White-Brown
	8	Brown



## DB9 connector Pinout

Pin 1	N/A
Pin 2	Transmit Data (TxD)
Pin 3	Receive Data (RxD)
Pin 4	N/A
Pin 5	Signal Ground
Pin 6	N/A
Pin 7	Clear to Send (CTS)
Pin 8	Request to Send (RTS)
Pin 9	N/A



# Specifications

	<b>RS232EXTC1</b> <b>RS232EXTC1GB</b> <b>RS232EXTC1EU</b>
<b>Connectors (per unit)</b>	1 x RJ45 Ethernet female 1 x DB9 female 1 x DC Power
<b>LEDs</b>	N/A
<b>Supported Protocols</b>	RS232
<b>Maximum Baud Rate</b>	230 Kbps
<b>Maximum Cable Length</b>	1000 m / 3300 ft
<b>Compatible Cabling</b>	Cat 5/5e/6/6a
<b>Power Adapter</b>	9VDC, 300mA, center positive, type M plug
<b>Enclosure Material</b>	Metal
<b>Operating Temperature</b>	0°C ~ 70°C (32°F ~ 158°F)
<b>Storage Temperature</b>	0°C ~ 85°C (32°F ~ 185°F)
<b>Humidity</b>	0% ~ 95% RH
<b>Dimensions</b>	92.0mm x 34.0mm x 22.0mm
<b>Weight</b>	65 g



# Technical Support

StarTech.com's lifetime technical support is an integral part of our commitment to provide industry-leading solutions. If you ever need help with your product, visit [www.startech.com/support](http://www.startech.com/support) and access our comprehensive selection of online tools, documentation, and downloads.

For the latest drivers/software, please visit [www.startech.com/downloads](http://www.startech.com/downloads)

## Warranty Information

This product is backed by a two year warranty.

In addition, StarTech.com warrants its products against defects in materials and workmanship for the periods noted, following the initial date of purchase. During this period, the products may be returned for repair, or replacement with equivalent products at our discretion. The warranty covers parts and labor costs only. StarTech.com does not warrant its products from defects or damages arising from misuse, abuse, alteration, or normal wear and tear.

### Limitation of Liability

In no event shall the liability of StarTech.com Ltd. and StarTech.com USA LLP (or their officers, directors, employees or agents) for any damages (whether direct or indirect, special, punitive, incidental, consequential, or otherwise), loss of profits, loss of business, or any pecuniary loss, arising out of or related to the use of the product exceed the actual price paid for the product. Some states do not allow the exclusion or limitation of incidental or consequential damages. If such laws apply, the limitations or exclusions contained in this statement may not apply to you.

Hard-to-find made easy. At StarTech.com, that isn't a slogan. It's a promise.

StarTech.com is your one-stop source for every connectivity part you need. From the latest technology to legacy products — and all the parts that bridge the old and new — we can help you find the parts that connect your solutions.

We make it easy to locate the parts, and we quickly deliver them wherever they need to go. Just talk to one of our tech advisors or visit our website. You'll be connected to the products you need in no time.

Visit [www.startech.com](http://www.startech.com) for complete information on all StarTech.com products and to access exclusive resources and time-saving tools.

*StarTech.com is an ISO 9001 Registered manufacturer of connectivity and technology parts. StarTech.com was founded in 1985 and has operations in the United States, Canada, the United Kingdom and Taiwan servicing a worldwide market.*