

SWIT®

Rechargeable Li-ion Battery Pack

Ver:B

USER MANUAL

SWIT Electronics Co.,Ltd.

Tel:+86-25-85805753
Fax:+86-25-85805296
<http://www.swit.cc>
E-mail: contact@swit.cc

Congratulations on your purchase of this product. Please read this user manual carefully.

Warning

Keep in mind the following precautions to avoid fire and other safety hazards !

- Do not use battery in fire or hot places to prevent overheating, cracking and other hazards.
- Please do not pierce the battery shell or try to open the shell and decompose the battery.
- Do not use battery beyond charge, discharge and storage environment temperature.
- Do not charge the battery in the car or in direct sunlight.
- Do not use damaged battery.
- Do not squeeze the battery shell which may cause physical damage.
- Make sure the power-consuming equipment(s) meet the battery specifications.
- Use SWIT charger or SWIT recommended charger to charge the battery to avoid overheating or beak.
- Keep out of the reach of children.

Description of appearance

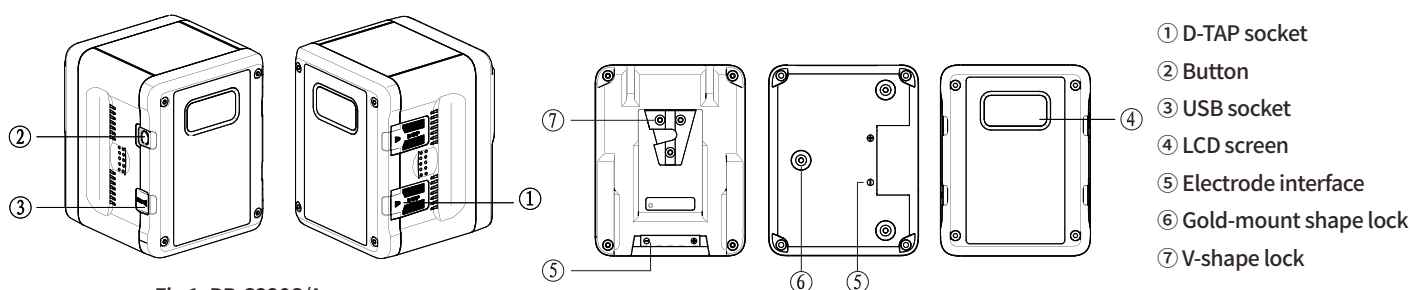


Fig 1: PB-S220S/A

Caution

- Fully charged battery will discharge naturally and please use it as soon as it gets charged.
- The battery may become warm in use or while being charged. This is normal.
- Never expose the battery to temperature above 60°C.
- Keep the battery terminals clean and never short-circuit the battery terminals.
- When stored for a long time, please keep the battery power between 50% and 90%.
- Battery will automatically enter the sleep mode if rest in 10 days, the output will be shut off. Press the button to restore output.

Features

- High performance rechargeable lithium ion battery, no memory effect.
- LCD screen display battery capacity and remaining running time.
- Built in multiple control circuit, to protect the battery all-round regarding temperature, voltage and current.
- D-tap DC output, to power the camera and other equipment simultaneously.
- USB 5V/2A output, which can be used to charge mobile phones, tablets and other portable devices.
- 6A fast charging (only PB-S220A/S by using SWIT fast charging charger).

Charging

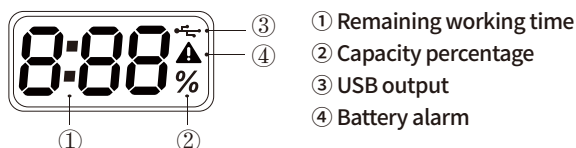
- After the battery is plugged into the charger, LCD flashes to indicate the charging state.
- The battery can be charged at a temperature range of 0~40°C, but we recommend charging at a temperature range of 10~30°C to ensure the best performance of the battery.
- During battery charging, press the button to turn on the USB output.

Discharging

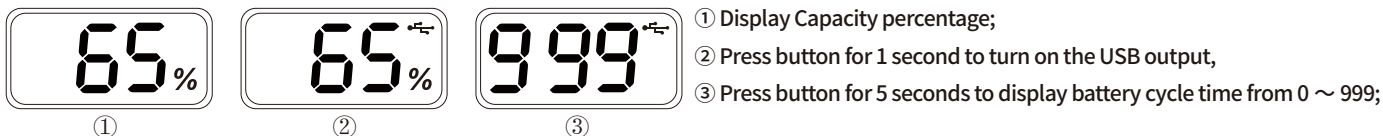
- It is recommended to be used in the temperature range of 0~40°C to ensure the best performance of the battery.
- During the battery discharge process, press the button to light the backlight and to activate the USB output, the LCD displays the battery remaining working time by default, long press 2s to switch and lock to display the capacity percentage, long press again to switch back.
- In low temperature, the internal resistance of the battery will increase, the discharging time will be shortened, and the load may be automatically cut off when the load is heavier.
- The USB output will shut off if the load is too heavy, press the button to restore.

LCD display instruction

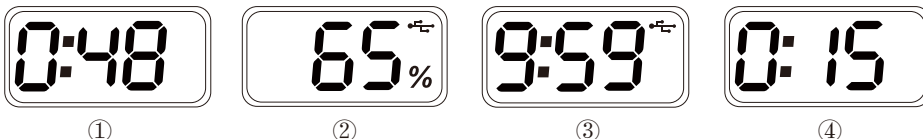
1. LCD display area




2. Battery in rest or charging status



3. Battery in discharging status



4. LCD alarm code description



Common battery protection code:

P01	Run out of power, please charge the battery asap.	P02	Over-voltage when charging, please remove the battery, discharge the battery to decrease the battery voltage to restore.
P03	Over-current when charging, please remove the battery, and it will restore after 30 seconds' standing.	P05 ~ P07	The load is too heavy, please remove the battery, and it will restore after 30 seconds' standing.
P08 ~ P09	Battery short circuit, please make sure that there is no foreign body between the electrodes or remove the battery, and it will restore after 30 seconds' standing.	P10 ~ P13	Temperature protection, please remove the battery and place at room temperature to recover

Specification

Model	PB-S98S	PB-S98A	PB-S220S	PB-S220A
Battery plate	V-mount	Gold-mount	V-mount	Gold-mount
Nominal voltage	14.4V	14.4V	14.4V	14.4V
Capacity	98Wh,6.8Ah	98Wh,6.8Ah	220Wh,15.3Ah	220Wh,15.3Ah
Max output	Electrodes	100W,8A	100W,8A	150W,12A
	D-TAP	100W,8A	100W,8A	120W,10A
	USB	10W,5V/2A	10W,5V/2A	10W,5V/2A
	In total	100W	100W	150W
Dimension	121×95×59mm	121×95×62mm	121×95×96mm	121×95×99mm
Net weight	0.809kg	0.800kg	1.44kg	1.435kg
Max charging current	3A	3A	6A	6A
D-TAP socket number	2	2	4	4
USB socket number	1	1	1	1