

## 4/7 Port Compact USB 2.0 Hub - Black

ST4202USB

ST7202USB



DE: Bedienungsanleitung - [de.startech.com](http://de.startech.com)

FR: Guide de l'utilisateur - [fr.startech.com](http://fr.startech.com)

ES: Guía del usuario - [es.startech.com](http://es.startech.com)

IT: Guida per l'uso - [it.startech.com](http://it.startech.com)

NL: Gebruiksaanwijzing - [nl.startech.com](http://nl.startech.com)

PT: Guia do usuário - [pt.startech.com](http://pt.startech.com)

## FCC Compliance Statement

This equipment has been tested and found to comply with the limits for a Class B digital device, pursuant to part 15 of the FCC Rules. These limits are designed to provide reasonable protection against harmful interference in a residential installation. This equipment generates, uses and can radiate radio frequency energy and, if not installed and used in accordance with the instructions, may cause harmful interference to radio communications. However, there is no guarantee that interference will not occur in a particular installation. If this equipment does cause harmful interference to radio or television reception, which can be determined by turning the equipment off and on, the user is encouraged to try to correct the interference by one or more of the following measures:

Reorient or relocate the receiving antenna.

Increase the separation between the equipment and receiver.

Connect the equipment into an outlet on a circuit different from that to which the receiver is connected.

Consult the dealer or an experienced radio/TV technician for help.

## Use of Trademarks, Registered Trademarks, and other Protected Names and Symbols

This manual may make reference to trademarks, registered trademarks, and other protected names and/or symbols of third-party companies not related in any way to StarTech.com. Where they occur these references are for illustrative purposes only and do not represent an endorsement of a product or service by StarTech.com, or an endorsement of the product(s) to which this manual applies by the third-party company in question. Regardless of any direct acknowledgement elsewhere in the body of this document, StarTech.com hereby acknowledges that all trademarks, registered trademarks, service marks, and other protected names and/or symbols contained in this manual and related documents are the property of their respective holders.

# Table of Contents

Introduction .....	1
Features.....	1
Installation.....	1
System Requirements .....	1
Package Contents.....	1
Installation.....	2
Windows 200/XP .....	3
Windows Vista .....	2
Specifications.....	3
Technical Support .....	4
Warranty Information.....	4

# Introduction

Thank you for purchasing a StarTech.com Multi-port USB 2.0 Hub. This product allows you to connect multiple USB 2.0 devices to your computer, while taking up minimal desk space. Perfect for notebook users or those with confined workspaces, this product delivers the performance you expect from USB 2.0 while maintaining backward compatibility with the USB 1.1 standard, so your existing devices still function flawlessly.

For added convenience, this product includes a USB-to-power converter so that unused USB ports on your computer can power your high performance devices.

## Features

- Compact space-saving design
- Maximum data transfer rate of up to 480 Mbps
- Backward compatible with USB 1.1 standard
- Quick, easy installation

## Before You Begin

### System Requirements

- A computer with one available USB 2.0 port
- Windows 2000/ XP(32/64bit)/ 2003(32/64bit)/ Vista(32/64bit)/ 7(32/64bit), Linux, and Mac OS 8.6 or up

## Package Contents

This package should contain:

- USB 2.0 Hub
- 1 x USB Cable
- 1 x Power Adapter
- 1 x User Manual

# Installation

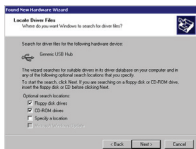
To begin the installation process, connect the USB 2.0 Hub to an available USB 2.0 port. Software installation will commence as follows:

## Windows 2000/XP

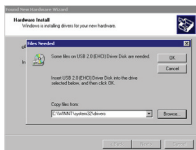
1. Windows will launch the Add New Hardware Wizard. Press Next to begin the software installation process.
2. When the Found New Hardware Wizard appears, click Next:



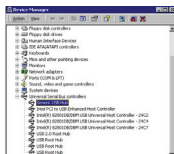
3. Windows will then search for the driver files required for the Generic USB Hub. Click Next:



4. Windows will locate the driver file. Click OK to proceed, and follow any remaining prompts to complete installation.



5. To verify that the drivers have successfully been installed, right-click on My Computer and select Manage. Select Device Manager, and click on the [+] symbol located next to Universal Serial Bus Controllers. Here, you should notice a listing for Generic USB Hub:
6. You can now attach USB devices to the hub.



## Windows Vista

Windows Vista driver installation requires no interaction. Simply connect the USB Hub to an available USB port on the host computer, and wait for the Windows notification that your device is now installed.

# Specifications

<b>Bus Type</b>	USB
<b>Connectors</b>	1 x USB B (4 pin) Female 4 x USB A (4 pin) Female (ST4202USB) 7 x USB A (4 pin) Female (ST7202USB)
<b>Cables</b>	1 x 3ft. USB Type B to Type A Cable
<b>Maximum Data Transfer Rate</b>	480 Mbps
<b>Operating Temperature</b>	0 to 70° C (0 to 158° F)
<b>Regulatory Certifications</b>	FCC, CE, ROHS

# Technical Support

StarTech.com's lifetime technical support is an integral part of our commitment to provide industry-leading solutions. If you ever need help with your product, visit [www.startech.com/](http://www.startech.com/) support and access our comprehensive selection of online tools, documentation, and downloads.

## Warranty Information

This product is backed by a two year warranty.

In addition, StarTech.com warrants its products against defects in materials and workmanship for the periods noted, following the initial date of purchase. During this period, the products may be returned for repair, or replacement with equivalent products at our discretion. The warranty covers parts and labor costs only. StarTech.com does not warrant its products from defects or damages arising from misuse, abuse, alteration, or normal wear and tear.

### Limitation of Liability

In no event shall the liability of StarTech.com Ltd. and StarTech.com USA LLP (or their officers, directors, employees or agents) for any damages (whether direct or indirect, special, punitive, incidental, consequential, or otherwise), loss of profits, loss of business, or any pecuniary loss, arising out of or related to the use of the product exceed the actual price paid for the product. Some states do not allow the exclusion or limitation of incidental or consequential damages. If such laws apply, the limitations or exclusions contained in this statement may not apply to you.

# StarTech.com

Hard-to-find **made easy**®

Hard-to-find made easy. At StarTech.com, that isn't a slogan. It's a promise.

StarTech.com is your one-stop source for every connectivity part you need. From the latest technology to legacy products — and all the parts that bridge the old and new — we can help you find the parts that connect your solutions.

We make it easy to locate the parts, and we quickly deliver them wherever they need to go. Just talk to one of our tech advisors or visit our website. You'll be connected to the products you need in no time.

Visit **[www.startech.com](http://www.startech.com)** for complete information on all StarTech.com products and to access exclusive resources and time-saving tools.

*StarTech.com is an ISO 9001 Registered manufacturer of connectivity and technology parts. StarTech.com was founded in 1985 and has operations in the United States, Canada, the United Kingdom and Taiwan servicing a worldwide market.*