

Warranty Information

Ultimate Support Systems offers a Limited Lifetime Warranty on MC-97 (#15307), MCT-94T (#15056), MC-87 (#15078), MC-85B (#16506), MC-85W (#16755), MC-84 (#15027), MC-78B (#15308), MC-78W (#16536) MC-40 (#15159), MC-41T (#15350), and MC-05 (#13461). For Full Details, Exclusions and Limitations as well as information on Obtaining Warranty Service, please see full warranty details available online at www.ultimatesupport.com. Click on *Music Gear & Instrument Stands > Customer Support > Limited Lifetime Warranty*.

To purchase the Ultimate Protection Plus Premium Service and Support Plan, please visit www.ultimatesupport.com. Click on *Music Gear & Instrument Stands > Customer Support > Protection Plus*. Or call customer support at 800-525-5628 for more information.

Warranty Registration


Visit www.ultimatesupport.com and click on *Music Gear & Instrument Stands > Customer Support > Warranty Registration*. This is a quick and convenient process for registering your new Ultimate Support product. Warranty Registration and Proof of Purchase are required for warranty fulfillment. Full Limited Lifetime Warranty and Ultimate Protection Plus Premium Service and Support Plan details are available online under *Music Gear & Instrument Stands > Customer Support*.

ULTIMATE
SUPPORT™

5836 Wright Drive
Loveland, CO 80538
Phone: 800-525-5628
Web Site: www.ultimatesupport.com

Copyright 2003, Ultimate Support Systems
All Rights Reserved. Revision 4, 12.28.07
Product Manual Item #15102

PRODUCT MANUAL FOR ULTIMATE SUPPORT MICROPHONE STANDS AND BOOMS



MC-97 (#15307)
One-hand Stand, Stackable Base

MCT-94T (#15056)
Telescoping Boom

MC-87 (#15078)
Stackable Stand

MC-85B (#16506)
Tripod Base Stand

MC-85W (#16755)
Tripod Base Stand, White

MC-84 (#15027)
Fixed Length Boom

MC-78B (#15308)
One-hand Stand, Tripod Base Stand

MC-78W (#16536)
One-hand Stand, Tripod Base, White

MC-40 (#15159)
Stand and Boom Package

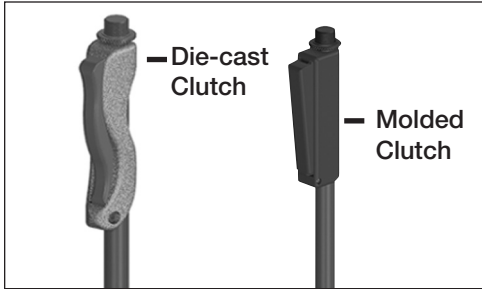
MC-41T (#15350)
Low-level Stand, Telescoping Boom

MC-05 (#13461)
Round Base Stand

ULTIMATE
SUPPORT™

ELEVATING PERFORMANCES

One-Hand Clutch Operation For MC-97 & MC-78



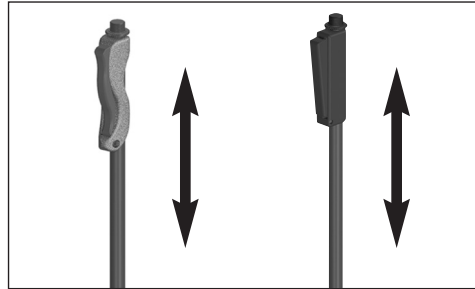
STEP 1

With your palm positioned on the lighter gray cast side of the clutch, simply squeeze the trigger to release the internal friction mechanism.



STEP 3

Release the trigger and the internal lock engages for a secure and reliable hold.



STEP 2

While squeezing the trigger raise or lower the clutch/upper shaft to your desired height.



STEP 4

To adjust simply repeat STEPS 1 & 2. When finished, lower the shaft to its lowest position and release.

Stacking Base for Models MC-97 & MC-87



Stack 6 stands in the footprint of one.

Place stand one on the floor. Begin stacking additional stands on top by fitting the base cut-out around the upright tubes of the stands. Turn the bases so they interlock with the stand underneath.

Standard Clutch: MC-87, MC-85, MC-40, MC-41T, MC-05



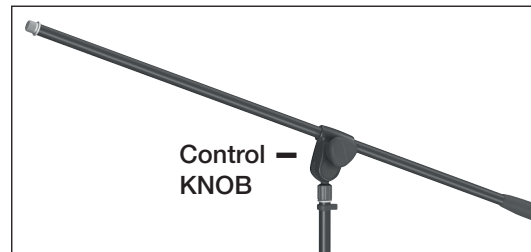
Turn the ergonomic clutch a quarter turn. Adjust stand height up or down and securely retighten clutch.

Leg Replacement on MC-85 Series Stands



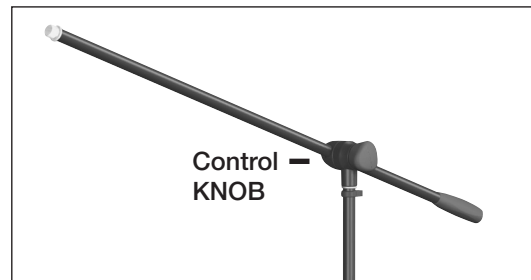
The legs on MC-85 Series Mic Stands are built to be extra durable, withstanding the rigors of everyday use. However, if a leg should break off, the stand is designed to be field repairable and the legs can be replaced. Please visit www.ultimatesupport.com and click on *Music Gear & Instrument Stands > Customer Support > Limited Lifetime Warranty* to obtain warranty support information. Or call customer support at 800-525-5628 for more details.

MCT-94T Boom Set-Up



Boom has “4 Degrees of Freedom”. The boom adjusts front-to-back, up-and-down, side-to-side and rotationally. Simply untighten the control knob, make all four adjustments and tighten snugly. To telescope, use smaller knob along boom shaft to adjust the length.

MC-84 Boom Set-Up



Models: MC-84 Boom, MC-40, MC-41T

The boom has 3-way adjustment: front-to-back, up-and-down, and rotationally. Simply untighten the control knob, make all three adjustments and tighten snugly. On MC-41T use smaller knob along boom shaft to adjust the length.