


## 3.0GHz - Gb/s Standard Size Video Jack

### Featuring:

- SuperHD+ 3.0GHz standard size jacks
- Jacks exceed SMPTE 424M-2006 HDTV specifications
- Life Cycle rating of 30,000
- Made in North America
- Various normaling & terminating combinations for all applications
- 1, 1.5, 2, 3 & 4RU Mosaic panels



### Application:

- HDTV, Serial Digital, Analog



AVP-ASN7511  
Normalized Terminating




AVP-AS7511  
Non-Normalized Terminating



AVP-ASN11  
Normalized Non-Terminating



AVP-AS11  
Non-Normalized Non-Terminating



- Front-mount jacks simplify system re-design & maintenance
- Numbered jack positions for quick and accurate installation, system troubleshooting & operational ease
- Patented designation design maximizes viewable area
- CIS (Circuit Identification System), allows color-coding of every circuit

Captive screws stay in the panel, not lost in the rack

### 3.0 GHz Standard Dual Video Jack Specifications

#### Electrical:

Rated Bandwidth:	3.0 GHz - Meets HDTV SMPTE 424M Specification
Characteristic Impedance:	75 Ohms
Return Loss:	See typical Return Loss chart
Insertion Loss:	See typical Insertion Loss chart
Contact Resistance:	Less than 50 milliohms
Termination Resistance:	75 Ohms $\pm$ 1%
Center Conductor:	Accepts 0.090" pin diameter

#### Environmental:

Operating Temperature:	-40°C to 65°C
Storage Temperature:	-40°C to 65°C
Thermal Shock:	Per MIL-STD-202, Method 107
Moisture and Humidity:	Per MIL-STD-202, Method 106

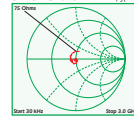
#### Mechanical:

Mechanical Shock:	Per MIL-STD-202, Method 213, Test condition I
Vibration:	Per MIL-STD-202, Method 201
Insertion Force:	12 lbs. maximum
Withdrawal Force:	3 lb. minimum
Life cycle:	30,000 minimum

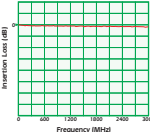
#### Material:

Housing:	Zinc alloy, nickel plated
Center Contacts:	Copper alloy, gold plated
Switching Contacts:	Copper alloy, gold plated
Grounding Contacts:	Copper alloy, gold plated
Actuators:	Thermoplastic, UL 94V-0 rated
BNC Insulators:	Teflon

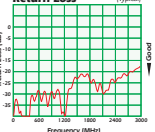
Smith Chart (Typical)



Insertion Loss (Typical)



Return Loss (Typical)



### Model Number

A V - C [ ] E - [ ]

### Ordering Information

Panel Configuration	
2	2x24, or 2x26, or 2x28
4	4x24, or 4x26, or 4x28
6	6x24, or 6x26, or 6x28
Number of Jacks Across	
24	24 Jacks
26	26 Jacks
28	28 Jacks
Rack Space	
1	1 Rack Unit 1.75", 44mm
1.5	1.5 Rack Unit 2.62", 66mm
2	2 Rack Unit 3.50", 89mm
3	3 Rack Unit 5.25", 133mm
4	4 Rack Unit 7.00", 179mm

Installed Front-mount Jack Type	
ASN7511	3.0GHz 75Ω Normalized, Terminating
AS7511	3.0GHz 75Ω Non-Normalized, Terminating
Z	None (empty panel)

Options, add to end of Model Number	
-B10	7.0" [178mm] Cable Bar <i>*not available on 1RU 2x28 panels</i>
-B21	6.0" [152mm] cable bar, <i>only available on 1.5 &amp; 2RU, 2x28 panels</i>



Mosaic standard size video panels also accept AVP longframe audio jacks using the same captive screw

Model	Description
Complete Jackfields - 3.0GHz normalized terminating (ASN7511)	
AV-C224E1-ASN7511-BZ	2x24 Panel, 1RU 24 ASN7511 normalized terminating front-mount jacks, no cable bar
AV-C224E15-ASN7511-BZ	2x24 Panel, 1.5RU 24 ASN7511 normalized terminating front-mount jacks, no cable bar
AV-C224E2-ASN7511-BZ	2x24 Panel, 2RU 24 ASN7511 normalized terminating front-mount jacks, no cable bar
AV-C424E3-ASN7511-BZ	4x24 Panel, 3RU 48 ASN7511 normalized terminating front-mount jacks, no cable bar
AV-C624E4-ASN7511-BZ	6x24 Panel, 4RU 72 ASN7511 normalized terminating front-mount jacks, no cable bar
Empty Panels	
AV-C224E1-Z-BZ	2x24 Panel, 1RU, empty, for front-mount jacks, no cable bar
AV-C224E15-Z-BZ	2x24 Panel, 1.5RU, empty, for front-mount jacks, no cable bar
AV-C224E2-Z-BZ	2x24 Panel, 2RU, empty, for front-mount jacks, no cable bar

In the interest of improved design and performance, AVP reserves the right to make changes in its specifications without prior notice. Copyright © 2016 AVP MFG & Supply Inc.