



ECM-RACEWY

Electrical Housing for ECM-20/ECM-20M/ECM-30 Modules



ECM-RACEWY6

Features

- Housing for Up to 6 ECM Modules
- 4 Electrical Inlets
- Finished in Black Paint

General Description

The ECM-RACEWY products are designed to house up to six ECM-20/M or ECM-30 modules to provide up to six separate 20A/30A AC legs for up to 180A of power distribution. There are four 1/2" and 3/4" dual knockouts that support standard electrical conduit components for wiring 120VAC mains into the raceway housing from the electrical panel.

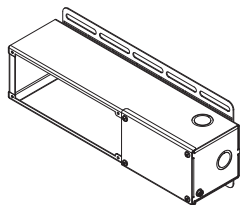
Specifications

Number of ECM Modules	One (ECM-RACEWY1) Up to Three (ECM-RACEWY3) Up to Six (ECM-RACEWY6)
Blank Module Plates	Qty. 2, Included (ECM-RACEWY6 Only)
Electrical Inlets	Qty. 4
Electrical Inlet Size	1/2" and 3/4" Dual Knockout
Chassis Finish	Black Paint
Height	5.55" (141mm)
Width	56.5" (1435m) (ECM-RACEWY6) 30.75" (781mm) (ECM-RACEWY3) 13.77" (349.8mm) (ECM-RACEWY1)
Depth	3.66" (93mm)

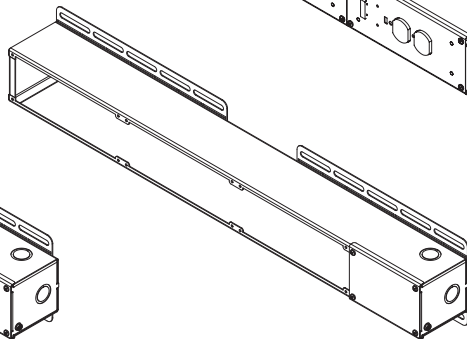
Holds Up To 6 ECM Modules
(Includes 2 Blank Panels for
Unused Slots)

Holds Up To 3 ECM Modules

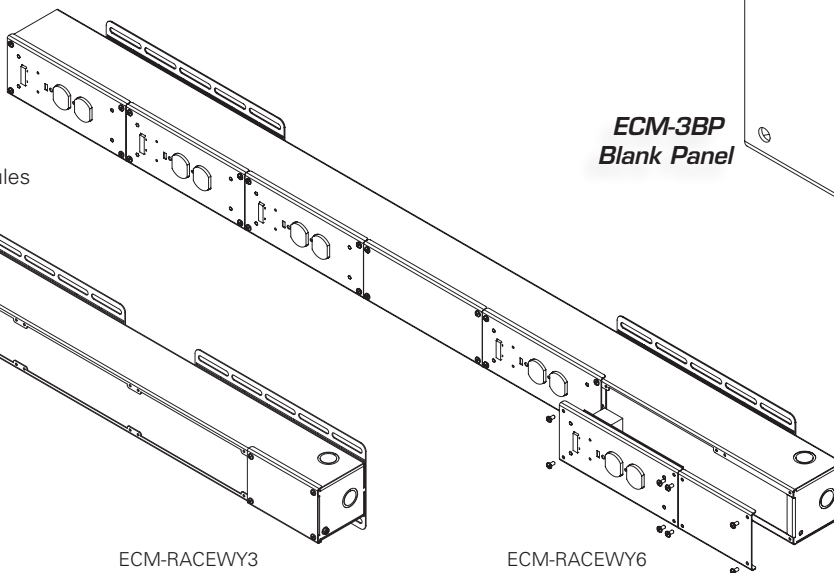
Holds 1
ECM Module



ECM-RACEWY1

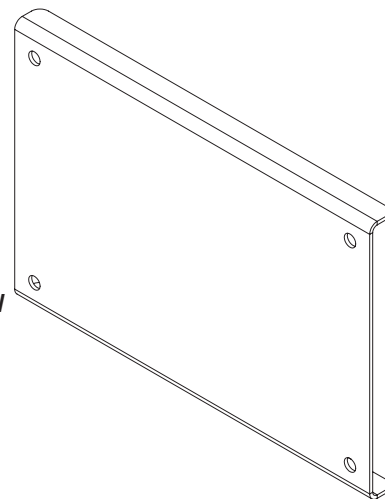


ECM-RACEWY3



ECM-RACEWY6

**ECM-3BP
Blank Panel**



©2011 Atlas Sound L.P. All rights reserved. Atlas Sound and Strategy Series are trademarks of Atlas Sound L.P. All other trademarks are the property of their respective owners. AT5004148 RevA 7/11