

Product Data Sheet

DKM KVM Extender TX/RX Interface Modules and Compatible Chassis

Overview

Increase the distance between a source (computer, CPU) and its console (keyboard, mouse, and other peripheral devices). Modular cards using CATx or fiber install in compatible chassis for custom configurations.

Features

- Compatible chassis house 2, 4, 6, or 21 extender cards.
- Choose from a large variety of TX/RX interface cards to suit your application.
- Building your DKM is a 4-step process: First, pick your chassis; second, select your extender cards. Third, add your accessories and upgrade kits. Fourth, choose your converter/scaler and repeater/cross repeater cards.



*Sample Chassis (ACXMODH4-R2)
with TX and RX cards installed*



*TX card
(ACX1MT-U2-C)*



*RX card
(ACX1MR-DA)*



*TX card
(ACX1MT-DHID-C)*



*RX card
(ACX1MR-DHID-C)*

DKM KVM Extender TX/RX Interface Modules and Compatible Chassis Data Sheet

STEP 1. Pick your chassis.

Chassis Specifications

Comparison Chart: Chassis

Product Code	Number of TX/RX Cards Supported	Connectors	Primary Power	Optional Secondary Power	Dimensions	Weight
ACXMODH2-R2	2	(1) 2.5-mm barrel connector for power	5 V, 3 A	Not supported	1.7"H x 5.7"W x 5.75"D (4.3 x 14.5 x 14.6 cm)	0.6 lb. (0.3 kg)
ACXMODH2R-R2	2	(2) 2.5-mm barrel connectors for power	5 V, 3 A	5 V, 3 A	1.7"H x 5.7"W x 5.75"D (4.3 x 14.5 x 14.6 cm)	0.6 lb. (0.3 kg)
ACXMODH2R-P-R2	2	(1) 2.5-mm barrel connector for power; (1) IEC320, C14	5 V, 3 A	5 V, 3 A or 5 V, 5 A	1.7"H x 8.75"W x 5.75"D (4.3 x 22.2 x 14.6 cm)	0.8 lb. (0.4 kg)
ACXMODH4-R2	4	(1) 2.5-mm barrel connector for power	5 V, 5 A	Not supported	1.7"H x 11.5"W x 5.75"D (4.3 x 29.2 x 14.6 cm)	0.9 lb. (0.4 kg)
ACXMODH4R-R2	4	(2) 2.5-mm barrel connectors for power	5 V, 5 A	5 V, 5 A	1.7"H x 11.5"W x 5.75"D (4.3 x 29.2 x 14.6 cm)	0.9 lb. (0.4 kg)
ACXMODH6R-R2	6	(1) IEC320 main power input; (1) 2.5-mm barrel connector for redundant power	5 V, 8 A	5 V, 8 A (optional)	1.7"H x 17.5"W x 5.75"D (4.3 x 44.5 x 14.6 cm)	1.75 lb. (0.8 kg)
ACXMODH6BPAC-R2	6	(2) IEC320 main power inputs	5 V, 10 A	5 V, 10 A	1.7"H x 17.5"W x 8"D (4.3 x 44.5 x 20.3 cm)	1.75 lb. (0.8 kg)
ACXMODH6FPAC-R2	6	(2) IEC320 main power inputs	5 V, 10 A	5 V, 10 A	1.7"H x 17.5"W x 8"D (4.3 x 44.5 x 20.3 cm)	1.75 lb. (0.8 kg)
ACXMODH21R	21	(2) IEC320 main power inputs; (21) 20-position headers for cards	5 V, 10 A	5 V, 10 A	7"H x 19"W x 18.25"D (17.8 x 48.3 x 46.4 cm)	16 lb. (7.3 kg)

Comparison Chart: Chassis Options

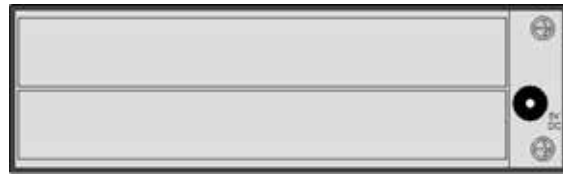
Product Code	Redundant Power Supply	Compatible Blanking Panels	Rackmount Options	Optional Fan
ACXMODH2-R2	Not supported	ACXMODH21-4S or ACXMODH21-8S	ACXMODHEAR2	Not supported
ACXMODH2R-R2	ACXMODH2-PS	ACXMODH21-4S or ACXMODH21-8S	ACXMODHEAR2	Not supported
ACXMODH2R-P-R2	ACXMODH2-PS (5 V, 3 A for standard cards); ACXMODH4-PS (5 V, 5 A for load sharing)	ACXMODH21-4S or ACXMODH21-8S	ACXMODHEAR2P	Not supported
ACXMODH4-R2	Not supported	ACXMODH21-4S or ACXMOD21-8S	ACXMODHEAR4	Not supported
ACXMODH4R-R2	ACXMOD4-PS	ACXMODH21-4S or ACXMOD21-8S	ACXMODHEAR4	Not supported
ACXMODH6R-R2	ACXMOD6-PS	ACXMODH21-4S or ACXMOD21-8S	ACXMODHEAR6	Not supported
ACXMODH6BPAC-R2	Included	ACXMODH21-4S or ACXMOD21-8S	ACXMODHEAR6FPAC	ACXMODH6FAN
ACXMODH6FPAC-R2	Included	ACXMODH21-4S or ACXMOD21-8S	ACXMODHEAR6FPAC	ACXMODH6FAN
ACXMODH21R	ACXMODH21-PS	ACXMODH21-4S or ACXMODH21-8S	included	Not supported

Chassis Diagrams

ACXMODH2-R2



Front view

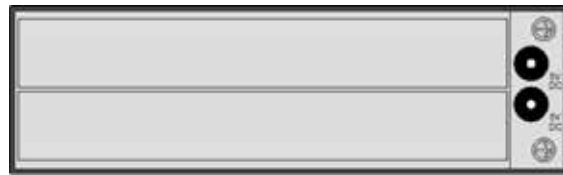


Back view

ACXMODH2R-R2



Front view



Back view

ACXMODH2R-P-R2

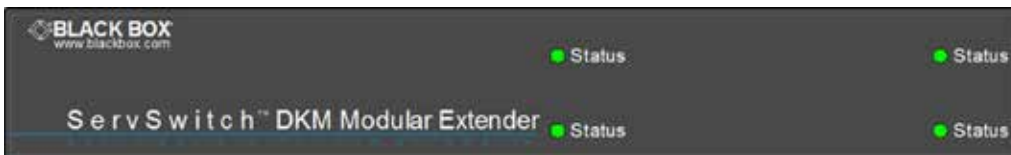


Front view




Back view

ACXMODH4-R2



Front view




Back view

Chassis Diagrams (continued)

ACXMODH4R-R2



Front view

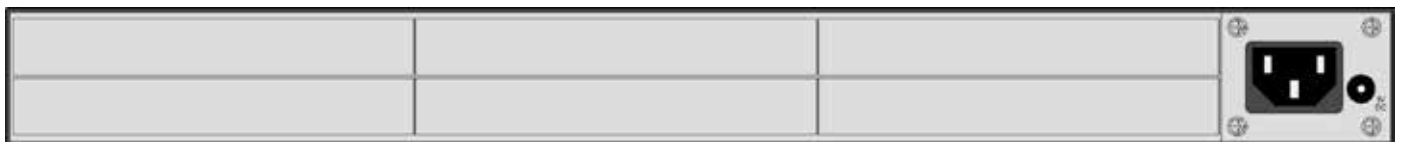


Back view

ACXMODH6R-R2



Front view

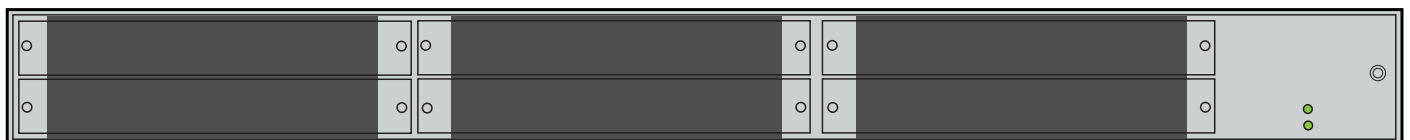


Back view

ACXMODH6BPAC-R2



Front view



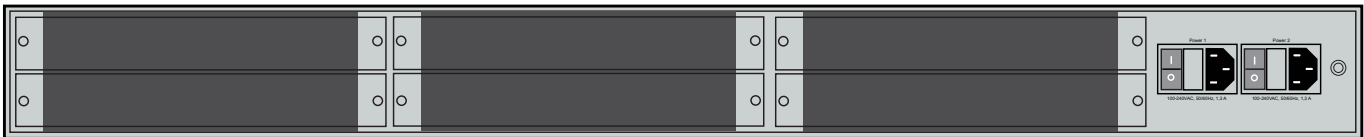
Back view

Chassis Diagrams (continued)

ACXMODH6FPAC-R2




Front view




Back view

ACXMODH21R



Front view



Back view

STEP 2: Select your extender cards.

CPU (TX) and Console (RX) Modules General Specifications

Each unit, CPU (TX) or Console (RX)			
Specification	Value	Specification	Value
Computer/CPU Interface	Depends on module	Power Source	From the chassis
Console Interface	Depends on module	Output Voltage	5 VDC
Compatible Rackmount Kits	Will mount in ACXMODHx chassis	Output Current	800 mA to 2000 mA (DVI/HDMI to DP4K)
Connectors	CPU (TX) modules: Interconnect: (1) or (2) RJ-45, LC, or LC SM connectors; Video/Audio: DVI-D, DVI-I, HDMI, DisplayPort; USB-HID: (1) USB Type B, (1) Mini USB; CON (RX) modules: Interconnect: (1) or (2) RJ-45, LC, or LC SM connectors; Video/Audio: DVI-D, DVI-I, HDMI, DisplayPort; USB-HID: (2) USB Type A, (1) Mini USB	Operating Temperature	32 to 113° F (0 to +45° C)
DDC Support	Several options here. Use monitor DDC from RX, 4:3, 16:9	Storage Temperature	-13 to 140° F (-25 to +60° C)
Dimensions	0.7"H x 5"W x 5.75"D (1.8 x 12.7 x 14.6 cm)	Operating Humidity	80%, noncondensing
Hotkey Support	Yes, when main DKM switch is connected (Shift, Shift)	OSD Supported	Yes, use hotkeys to open it when the DKM is also installed (Shift, Shift, O)
Indicators	Status LEDs, depends on module	PC Selection	Point to Point: no interface, always connected DKM KVM Switch: Hotkeys
Operating System Support	All Windows, MAC, Sun, Linux/Unix	MTBF	400,000 hours
Weight	0.6 lb. (0.3 kg)	Approvals	FCC Class A, Part 15, CE
Maximum Distance between TX and RX	400 feet (140 m) using solid conductor CATx cable. 200 feet (70 m) using stranded conductor CATx cable. 32,800 feet (10,000 m) using single-mode 9-µm fiber cable. 3,280 feet (1000 m) using multimode 50-µm (OM3) cable. 1,300 feet (400 m) using multimode 50-µm cable. 650 feet (200 m) using multimode 62.5-µm cable. NOTE: If you are using multimode fiber cable with the Single Mode transmitter and receiver modules, you normally can double the maximum acceptable cable length.		

DKM KVM Extender TX/RX Interface Modules and Compatible Chassis Data Sheet

Twisted-Pair CPU (TX) and Console (RX) Modules Specifications

Twisted-Pair Interconnect Modules with DVI Video/Audio										
Product Code	CPU or CON	RJ-45 Interconnects	Single-Head or Dual-Head	Single-Link or Dual-Link	Video/Audio	USB Type B	USB Type A (USB-HID)	Mini USB	Resolution	Local Output/ Input
ACX1MT-DHID-C	CPU	1	Single	Single	DVI-D female*	1	—	1	1920 x 1200	—
ACX1MR-DHID-C	CON	1			DVI-D female*	—	2	1	1920 x 1200	—
ACX1MT-VDHID-C	CPU	1	Single	Single	DVI-I female**	1	—	1	1920 x 1200	—
ACX1MR-VDHID-C	CON	1			DVI-I female***	—	2	1	1920 x 1200	—
ACX1MT-DHID-2C	CPU	2	Single	Single	DVI-D female*	1	—	1	1920 x 1200	—
ACX1MR-DHID-2C	CON	2			DVI-D female*	—	2	1	1920 x 1200	—
ACX1MT-VDHID-2C	CPU	2	Single	Single	DVI-I female**	1	—	1	1920 x 1200	—
ACX1MR-VDHID-2C	CON	2			DVI-I female**	—	2	1	1920 x 1200	—
ACX1MT-DVHID-C	CPU	1	Single	Single	DVI-I female**	1	—	1	1920 x 1200	—
ACX1MR-DVHID-C	CON	1			DVI-I female**	—	2	1	1920 x 1200	—
ACX2MT-DLH-C	CPU	1	Single	Dual	Dual-link DVI	1	—	1	2560 x 1600	—
ACX2MR-DLH-C	CON	1			Dual-link DVI	—	2	1	2560 x 1600	—
ACX2MT-DHH-C	CPU	1	Dual	Single	DVI-D	1	—	1	1920 x 1200	—
ACX2MR-DHH-C	CON	1			DVI-D	—	2	1	1920 x 1200	—
ACX2MT-DLH-2C	CPU	2	Single	Single	DVI-D	1	—	1	2560 x 1600	—
ACX2MR-DLH-2C	CON	2			DVI-D	—	2	1	2560 x 1600	—
ACX2MT-DHH-2C	CPU	2	Dual	Single	DVI-D	1	—	1	1920 x 1200	—
ACX2MR-DHH-2C	CON	2			DVI-D	—	2	1	1920 x 1200	—
Twisted-Pair Interconnect Modules with HDMI Video/Audio										
ACX1MT-HDMI-C	CPU	1	Single	Single	HDMI	1	—	1	1920 x 1200	—
ACX1MR-HDMI-C	CON	1			HDMI	—	2	1	1920 x 1200	—
ACX1MT-HDM2-C	CPU	1	Single	Single	HDMI	1	—	1	1920 x 1200	Local Output: HDMI
ACX1MT-HDM2-2C	CPU	2	Single	Single	HDMI	1	—	1	1920 x 1200	Local Output: HDMI
ACX1MT-HDMI-2C	CPU	2	Single	Single	HDMI	1	—	1	1920 x 1200	—
ACX1MR-HDMI-2C	CON	2	Single	Single	HDMI	—	2	1	1920 x 1200	—
ACX1MR-HDSW-C	CON	1	Single	Single	HDMI	1	2	1	1920 x 1200	Local Input: HDMI
ACX1MR-HDSW-2C	CON	2	Single	Single	HDMI	1	2	1	1920 x 1200	Local Input: HDMI
ACX1MT-HDO-C	CPU	1	Single	Single	HDMI	—	—	1	1920 x 1200	—
ACX1MR-HDO-C	CON	1	Single	Single	HDMI	—	—	1	1920 x 1200	—
Twisted-Pair Interconnect Modules with DisplayPort Video/Audio										
ACX2MT-DPH-C	CPU	1	Single	4K	DisplayPort	1	—	1	3840 x 2160	—
ACX2MR-DPH-C	CON	1			DisplayPort	—	2	1	3840 x 2160	—
ACX2MT-DPH-2C	CPU	2	Single	4K	DisplayPort	1	—	1	3840 x 2160	—
ACX2MR-DPH-2C	CON	2			DisplayPort	—	2	1	3840 x 2160	—

*Physical DVI-I connection, but only supports digital video.

**Supports either digital or analog video signals.

***Supports [DVI-D] or [DVI-D and VGA at the same time].

DKM KVM Extender TX/RX Interface Modules and Compatible Chassis Data Sheet

Fiber CPU (TX) and Console (RX) Modules Specifications

Fiber Interconnect Modules with DVI Video/Audio										
Product Code	CPU or CON	Fiber Interconnect	Single-Head or Dual-Head	Single-Link or Dual-Link	Video/Audio	USB Type B	USB Type A (USB-HID)	Mini USB	Resolution	Local Output/ Input
ACX1MT-DHID-SM	CPU	(1) LC SM fiber	Single	Single	DVI-D*	1	—	1	1920 x 1200	—
ACX1MR-DHID-SM	CON	(1) LC SM fiber			DVI-D*	—	2	1	1920 x 1200	—
ACX1MT-DHS-SM	CPU	(1) LC SM fiber	Single	Single	DVI-D*	1	—	1	1920 x 1200	—
ACX1MR-DHS-SM	CON	(1) LC SM fiber			DVI-D*	—	2	1	1920 x 1200	—
ACX1MT-VDHID-SM	CPU	(1) LC SFP	Single	Single	DVI-I**	1	—	1	1920 x 1200	—
ACX1MR-VDHID-SM	CON	(1) LC SFP			DVI-I***	—	2	1	1920 x 1200	—
ACX1MT-DHID-2S	CPU	(2) LC	Single	Single	DVI-D*	1	—	1	1920 x 1200	—
ACX1MR-DHID-2S	CON	(2) LC			DVI-D*	—	2	1	1920 x 1200	—
ACX1MT-DVHID-SM	CPU	1	Single	Single	DVI-I	1	—	1	1920 x 1200	—
ACX1MT-DVHS-SM	CPU	1	Single	Single	DVI-D	—	2	1	1920 x 1200	—
ACX1MR-DVHS-SM	CON	1			DVI-D	1	—	1	1920 x 1200	—
ACX2MT-DLH-SM	CPU	1	Single	Dual	DVI-D	1	—	1	2560 x 1600	—
ACX2MR-DLH-SM	CON	1			DVI-D	—	2	1	2560 x 1600	—
ACX2MT-DLHS-SM	CPU	1	Single	Dual	DVI-D	1	—	1	2560 x 1600	—
ACX2MR-DLHS-SM	CON	1			DVI-D	—	2	1	2560 x 1600	—
ACX2MT-DHHS-SM	CPU	1	Dual	Single	DVI-D	1	—	1	1920 x 1200	—
ACX2MR-DHHS-SM	CON	1			DVI-D	—	2	1	1920 x 1200	—
ACX2MT-DHH-SM	CPU	1	Dual	Single	DVI-D	1	—	1	1920 x 1200	—
ACX2MR-DHH-SM	CON	1			DVI-D	—	2	1	1920 x 1200	—
Fiber Interconnect Modules with HDMI Video/Audio										
ACX1MT-HDMI-SM	CPU	1	Single	Single	HDMI	1	—	1	1920 x 1200	—
ACX1MR-HDMI-SM	CON	1			HDMI	—	2	1	1920 x 1200	—
ACX1MT-HDMI-2S	CPU	2	Single	Single	HDMI	1	—	1	1920 x 1200	—
ACX1MR-HDMI-2S	CON	2			HDMI	—	2	1	1920 x 1200	—
ACX1MT-HDM2-SM	CPU	1	Single	Single	HDMI	1	—	1	1920 x 1200	Local Output: HDMI
ACX1MT-HDM2-2S	CPU	2	Single	Single	HDMI	1	—	1	1920 x 1200	Local Output: HDMI
ACX1MR-HDSW-SM	CON	1	Single	Single	HDMI	—	2	1	1920 x 1200	Local Input: HDMI
ACX1MR-HDSW-2S	CON	2	Single	Single	HDMI	—	2	1	1920 x 1200	Local Input: HDMI
ACX1MT-HDO-SM	CPU	1	Single	Single	HDMI	—	—	1	1920 x 1200	—
ACX1MR-HDO-SM	CON	1	Single	Single	HDMI	—	—	1	1920 x 1200	—

*Physical DVI-I connection, but only supports digital video.
 **Supports either digital or analog video signals.
 ***Supports [DVI-D] or [DVI-D and VGA at the same time].

Fiber CPU (TX) and Console (RX) Modules Specifications (continued)

Fiber Interconnect Modules with DisplayPort Video/Audio									
Product Code	CPU or CON	Interconnect	Single- or Dual-Head	Single or Dual-Link	Video/Audio	USB Type B	USB Type A (USB-HID)	Mini USB	Resolution
ACX2MT-DPH-SM	CPU	1	Single	4K30	DisplayPort 4K	1	—	1	3840 x 2160 @ 30Hz
ACX2MR-DPH-SM	CON	1	Single	4K30	DisplayPort 4K	—	2	1	3840 x 2160 @ 30Hz
ACX2MT-DPHS-SM	CPU	1	Single	4K30	DisplayPort 4K	1	—	1	3840 x 2160 @ 30Hz
ACX2MR-DPHS-SM	CON	1	Single	4K30	DisplayPort 4K	—	2	1	3840 x 2160 @ 30Hz
ACX2MT-DPH-2S	CPU	2	Single	4K30	DisplayPort 4K	1	—	1	3840 x 2160 @ 30Hz
ACX2MR-DPH-2S	CON	2	Single	4K30	DisplayPort 4K	—	2	1	3840 x 2160 @ 30Hz
ACX2MT-DPHS-2S	CPU	2	Single	4K30	DisplayPort 4K	1	—	1	3840 x 2160 @ 30Hz
ACX2MR-DPHS-2S	CON	2	Single	4K30	DisplayPort 4K	—	2	1	3840 x 2160 @ 30Hz
Fiber Interconnect Modules with DisplayPort 4K Video/Audio									
ACX2MT-DP4KHS-SM	CPU	1	Single	4K60	DisplayPort 4K	1	—	1	3840 x 2160 @60Hz
ACX2MR-DP4KHS-SM	CON	1	Single	4K60	DisplayPort 4K	—	2	1	3840 x 2160 @60Hz

CPU (TX) and Console (RX) Modules Example Diagrams

Twisted-Pair



CPU Unit
(ACX1MT-DHID-C or
ACX1MT-VDHID-C)



CON Unit
(ACX1MR-DHID-C or
ACX1MR-VDHID-C)

Fiber



CPU Unit
(ACX1MT-HDMI-2S)



CON Unit
(ACX1MR-HDMI-2S)

STEP 3: Add your upgrade kits and accessories.

Upgrade Kits Ordering Information

Upgrade kits.

Part Number	Description
ACXMODH-RMK	19"/1U rackmount kit for 2-, 4-, and 6-fold chassis (for older non-R2 chassis)
ACXMODH-DMK	Fastening strips for screw or snap on for 2-, 4-, and 6-fold chassis
ACXMODH-R	Retrolifting for redundant power supply option (without power supply) for 4-fold chassis
ACXMODH2-PS	Power supply for 2-fold chassis (spare or redundant), 5-VDC, 3-A
ACXMODH4-PS	Power supply for 4-fold chassis (spare or redundant), 5-VDC, 5-A
ACXMODH6-PS	Power supply for 6-fold chassis (spare or redundant), 5-VDC, 8-A
ACXMODH21-4S	Blind plate 3U/4HP for 2-, 4-, and 6-fold chassis
ACXMODH21-8S	Blind plate 3U/8HP for 2-, 4-, and 6-fold chassis

Accessories Ordering Information

Accessories.

Part Number	Description
BC00200	6-foot (1.8-m) serial RS-232 cable
USB05-0006	6-foot (1.8-m) USB Type A to B cable
EVNDVI04-0006	6-foot (1.8-m) VGA cable (VGA to DVI-I)
EVNDVI02-0006	6-foot (1.8-m) DVI-D cable (DVI-D)
ACXSPL12	DVI-D splitter cable
EJ110-0005	5-foot (1.5-m) 3.5-mm stereo jack cable
EJ514-0005-MM	5-foot (1.5-m) RCA cable (Cinch male connector)
EFJ04-001M	3-foot (1-m) TOSLINK cable (F05 male connector)
Contact Tech Support at 877-877-2269 or info@blackbox.com.	6-foot (1.8-m) Mini-XLR cable (3-pole)

DKM KVM Extender TX/RX Interface Modules and Compatible Chassis Data Sheet

Upgrade Modules Ordering Information

Upgrade modules.

Part Number	Description
ACX1MT-HID	Upgrade module with (2) USB-HID
ACX1MR-HID	
ACX1MT-EU	Upgrade module with (2) USB 2.0
ACX1MR-EU	
ACX1MT-AR	Upgrade module with analog audio/serial (bidirectional)
ACX1MR-AR	
ACX1MT-ARP	Upgrade module with Analog Audio / Serial RS-232 (bidirectional) and PS/2
ACX1MR-ARP	
ACX1MT-DA	Upgrade module with digital audio (unidirectional)
ACX1MR-DA	
ACX1MT-ARH	Upgrade module with analog audio/serial (bidirectional) and (2) USB-HID
ACX1MR-ARH	
ACX1MT-DAH	Upgrade module with digital audio (unidirectional) and (2) USB-HID
ACX1MR-DAH	
ACX1MT-ARE	Upgrade module with Analog Audio/Serial RS232 (bidirectional) and (2) USB 2.0
ACX1MR-ARE	
ACX1MT-DAE	Upgrade module with Digital Audio (unidirectional) and (2) USB 2.0
ACX1MR-DAE	
ACX1MT-DAX	Upgrade module with digital audio (bidirectional)
ACX1MR-DAX	
ACX1MR-ARD	Upgrade module with digital audio (unidirectional) and analog audio/serial (bidirectional)
ACX1MT-ARD	
ACX1MT-U2-C	USB 2.0 upgrade module with (4) USB 2.0
ACX1MR-U2-C	
ACX1MT-U2-SM	USB 2.0 upgrade module with (4) USB 2.0
ACX1MR-U2-SM	
ACX1MT-R4E	USB 2.0 upgrade module with USB 2.0 and analog audio/RS-422
ACX1MR-R4E	
ACX1MT-RGB	Upgrade module with RGBHV
ACX1MT-SDI	Upgrade module with SDI and HDSDI
ACX1MT-EGA	Upgrade module for EGA, S-Video, Component, and Composite
ACX1MT-422	Upgrade module with analog audio/RS-422 Receiver Card
ACX1MR-422	
ACX1MR-CCO	DKM CON Daughter Card to activate the OSD

DKM KVM Extender TX/RX Interface Modules and Compatible Chassis Data Sheet

STEP 4: Choose your converter/scaler and repeater/cross repeater cards.

DKM FX Modular Converter / Scaler Cards

Use these cards in the chassis above. These cards will convert the input video type to a DVI-D output. These cards do NOT have an RJ-45 or LC interconnect and must be used with the ACX1MT-DHID-C/SM.

DKM FX Modular Converter/Scaler Cards.

Part Number	Description
ACX1MT-VGA	VGA/DVI to DVI-D Converter, 1-Slot Card
ACX1MT-EVGA	VGA/DVI/EGA/CGA to DVI-D Converter, 2-Slot Card
ACX1MT-RGB	VGA/DVI/RGB to DVI-D Converter, 2-Slot Card
ACX1MT-SDI	VGA/DVI/SDI to Converter, 2-Slot Card

DKM FX Modular Repeaters / Cross Repeater Cards

Use these cards to address medium change, or to double the distance of a specific run.

DKM FX Modular Repeaters/Cross Repeater Cards.

Part Number	Description
ACX1M-CC	CATx Repeater Board
ACX1M-SS	Fiber Repeater Board
ACX1M-2C2C	Dual CATx Repeater Board
ACX1M-2S2S	Dual Fiber Repeater Board
ACX1M-CS	Cross Repeater Board
ACX1M-2C2S	Dual Cross Repeater Board

Disclaimer:

Black Box Network Services shall not be liable for damages of any kind, including, but not limited to, punitive, consequential or cost of cover damages, resulting from any errors in the product information or specifications set forth in this document and Black Box Network Services may revise this document at any time without notice.

About Black Box:

Black Box is a leading technology product solutions provider that helps customers build, manage, optimize, and secure their networks. The Black Box quality management system is ISO 9001:2008 certified, and the company has received numerous industry recognitions. Black Box provides its customers with free, 24/7 pre- and post-sales technical support. The Black Box catalog and Web site offer an extensive range of infrastructure products including Cabling, Cabinets & Racks, Data Center Cooling Solutions, Power & Surge Protection, and Environmental Monitoring.

© Copyright 2016. Black Box Corporation. All rights reserved. Black Box® and the Double Diamond logo are registered trademarks of BB Technologies, Inc. Any third-party trademarks appearing in this publication are acknowledged to be the property of their respective owners.