

Your DA-506BID is supplied with extra mounting ears. These allow the DA-506BID to be mounted in any OpenHouse™ structured wire grid system.

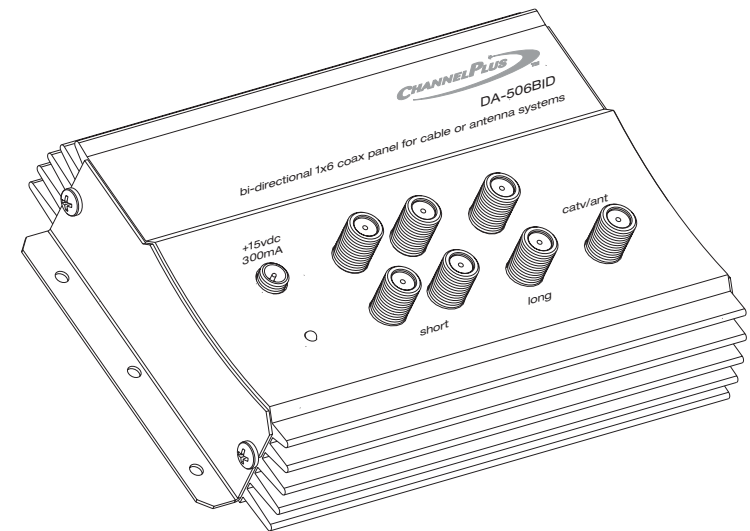


DA-506BID

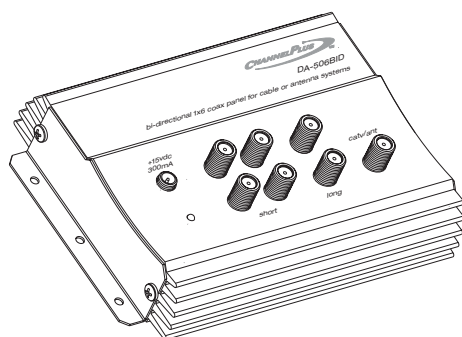
Warranty

Multiplex Technology, Inc. warrants this product to be free from defects in materials and workmanship for a period of one year from the date of purchase or MTI will repair, or at its option, replace the defective product. To obtain warranty service, call MTI for a return material authorization (RMA) number and return the product prepaid to Multiplex Technology, Inc., 3001 Enterprise Street, Brea, CA 92821, Attention: Customer Service. Please put the RMA number on the outside of the carton.

Any implied warranty arising from the sale of the product including implied warranties of merchantability and fitness for purpose are limited to the warranty stated above. MTI shall not be responsible for losses or damages or expenses, whether direct, consequential or incidental arising from the use of or the inability to use this product. Some states do not allow limitations on how long the implied warranty lasts or the exclusion or limitation or incidental or consequential damages, so the above limitations and exclusions may not apply to you. This warranty gives you specific legal rights, and you may have other rights which may vary from state to state.



The DA-506BID video amplifier hub distributes CATV or antenna signals to 6 TVs. The **DA-506BID** has four short run outputs (up to 75 feet) and two long run outputs (up to 150 feet) for maximum flexibility. The **DA-506BID** has a broadband 54-806MHz amplifier and a 5-42MHz reverse channel which is compatible with pay-per-view, interactive cable and cable modems.



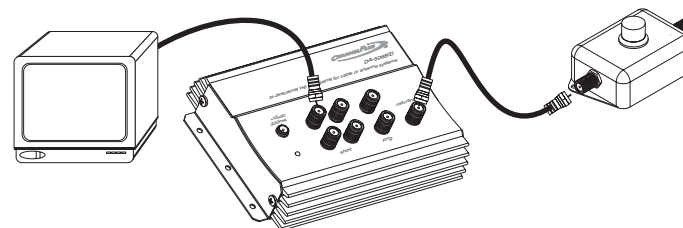
Specifications: typical @ 25°C ± 5°C

	Long	Short
Output run distance:	150 feet	75 feet
Gain:		
CATV/Ant input to TV output	4dB	1dB
TV output to CATV/Ant input (5-42MHz reverse channel)	-8dB	-12dB
Bandwidth		
Forward	54-806MHz	
Reverse	5-42MHz	
Max CATV/Antenna input (64 channels)	20dBmV	
Power supply (370-086 included)	15 VDC @ 300mA	

Troubleshooting Tips

Herringbone patterns on several channels.

A wavy pattern on the TV picture is caused by one or more spurious signals in the 6MHz reserved for that TV channel. These spurious signals, or 'spurs' can come from several places. For example, a modulator at channel 16 will interject a spur into channel 15. But the prime cause of spurs is an over-driven distribution amplifier. (This is also known as IM or InterModulation distortion.) To determine if an amplifier is causing this distortion, an inexpensive variable attenuator will allow you to perform this simple test:



Insert the variable attenuator before the amp. (If you have splitters between the amp and TV, that's OK.) By *increasing* the attenuation, you are *decreasing* the signal that reaches the amp. If you find that the herringbone patterns disappear, then your problem is an over-driven amplifier.

Causes of an over-driven amp:

- 1) Too much gain in the system. Use the variable attenuator to find a setting where the signals are not noisy, and the amp is not being over-driven.
- 2) Strong local FM signal. If you have a nearby FM transmitting tower, you may need to install an FM trap before the amplifier.
- 3) Strong local TV signal. If you have a nearby TV transmitting tower, you may need a tuned filter to reduce this station's signal. Often the station management can supply filters for their neighbors.

Variable attenuators and FM traps are available at many hardware stores and most electronic stores.

For more troubleshooting tips and installation advice, visit us on the web at www.channelplus.com.