

Multi-Pin Coax Connector Accessories

Protect or repair your multi-pin connector with dust caps and replacement units for years of extended service.

BN9078 Replacement connector unit for MCM-V5C3

BN9079 Replacement connector unit for MCF-V5C3

DCF01 Dust cap for MCF-V5C3 connector

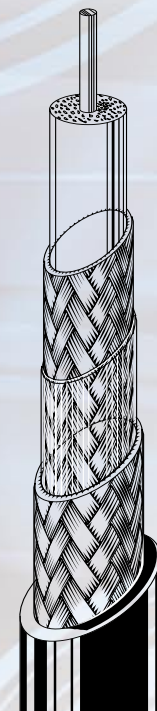

DCM01 Dust cap for MCM-V5C3 connector



BN9079
Replacement Unit

75 Ω Tri-K Pro Triaxial Connectors

- Push-lock mechanism - no cable stress when detaching to prevent cable disconnection.
- Simple construction for easy assembly
- Sturdy construction
- Detailed instructions included



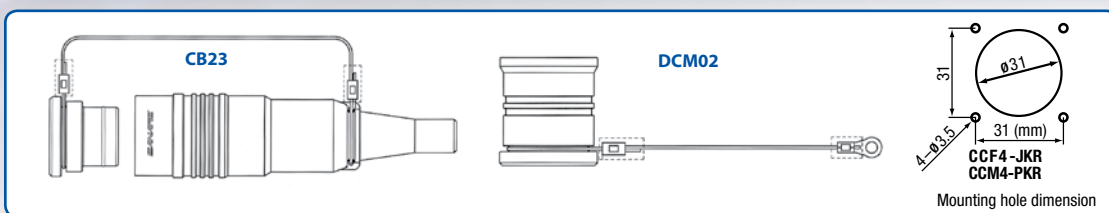
Model #	Boot or Dust Cap	Description	Applicable Cable	Tools	Retro Fit Kit
CCF4-JK	CB23	Female Cable Mount	L-4CFTX 9267, 1856A, 1857A, VT61859, LVT61859	TC-1 TCD-316C	BN9127
CCM4-PK	CB22	Male Cable Mount			BN9128
CCF4-JKR	DCM02	Female Cable Mount			BN9127
CCM4-PKR	DCM03	Male Cable Mount			BN9128

L-4CFTX

Jacket colors:
black, red, green

Cable compatibility meets American interconnecting requirements.

75Ω Triax Connectors Nominal Specifications													
Model	Nom. Imped.	Bandwidth VSWR Return Loss	Center Contact / Material Plating	Inner Body Material Plating	Body / Material Plating	Dielectric	Center Contact	Cable Retention lbs. (kgs.)	Insulation resistance at 500V DC	Withstand Voltage	Center Contact resistance	Operating Temp. °F(C)/ Humidity %	Life Cycles
Tri-KPro series 4	75Ω	DC-1.5 GHz ≤1.1 ≥26dB	male=Brass female = Beryllium Copper / Gold	Brass & Phosphor Bronze/ Gold	Brass/ Nickel	PTFE & POM	Crimp	>100 (>45)	≥ 5000 MΩ	1500V AC 1 min.	≤10mΩ	-40° to +185°F -40°C to +85°C 85%	1000 Times



Model	Stand Length	Weight Stand Length Lbs (Kgs)	Nom. O.D. Inch (mm)	Elastomer Jacket Thickness mil (mm)	Brittle Point °F (-50)	Center Conductor Material AWG	Center Cond. O.D. mil (mm)	Dielectric Insulation 1 Type *	Insul. 1 O.D. Inch (mm)	Shield 1 Materials and Coverage	Dielectric Insulation 2 Type *	Insul. 2 O.D. Inch (mm)	Shield 2 Materials and Coverage	Center Cond. D.C.R. Ω/1000ft (Ω/100m)	Nom. Cap. pF/ft (pF/mt)	Nom. Imped. Ohms	Attenuation at 10MHz dB/100m **
L-4CFTX	200m	141.2 (21.0)	0.36 (9.1)	59.06 (1.5)	-58 (-50)	Annealed Copper 20	3.5 (0.80)	FPE	3.7 (0.146)	AC ≥95%	PE	5.5 (0.217)	AC ≥95%	10.9 (3.6)	16.8 (55.0)	75Ω	2.9

* Dielectric Strength = 1000 AC / 1 min.

** For Reference Only.