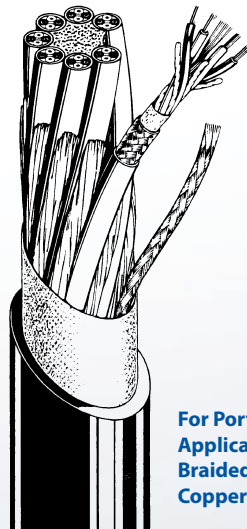


Multi-Channel Star Quad Audio Snake Cable



For Portable Applications
Braided Shield
Copper Shield


L-4E3-P

A Multichannel Star Quad Snake cable with braided shields. Each channel is completely isolated and consists of 4 conductors surrounded by an overall braided shield encased in a color coded striped PVC jacket. Fine conductor stranding for flexibility, facilitates roll up and easy payout. The four conductor design provides superior EMI and RFI noise rejection in problem areas on stage. Excellent crosstalk characteristics allow vastly different signals (-120dB mic, +4dB line, +10dB time code levels) to be used in adjacent channels.

Note: All Canare DT12 Snake assemblies are built using our road-worthy and flexible L-4E3-12P cable.

L-4E4-AT

A 100% shielded Canare Star Quad Multichannel Snake cable, designed for all fixed audio installations. Each four conductor channel is completely isolated and contains Kevlar 29 for tensile pulling strength. Individual foil shield, drain wire and color banded PVC channel jacket strips easily for quick on-site termination.

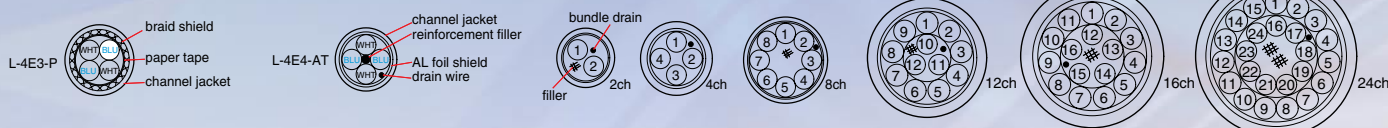


For Permanent Installations
Foil Shield
with Drain Wire

Mechanical Specifications													
Model	Standard Length	No. of Quad Channels	Weight 328ft 100m lbs/ (kgs)	Nom. O.D. inch	PVC Jacket Nom. Thick. inch/ (mm)	Brittle Point °F (°C)	Number of Cond. (4 per Channel)	Channel O.D. Inch (mm)	Channel Jacket Nom. Thick. mil	Insul. Type * Thick mil	Cond - AWG (Qty./mil) Cross Sec. Area (mil. ²)	Pitch Twist Quad Inch (mm)	Shield Coverage Channel Drain Wire (Bundle Drain Wire)
L-4E3-2P	328ft 100m	2	18/8	.350	.032/0.8	-22 -30	8	.134	PVC	IPE	AC-#28	<0.63	AC Braid >93%
L-4E3-4P		4	31/14	.429	.043/1.1		16				7/4.72		
L-4E3-8P		8	57/26	.602	.051/1.3		32				124 #25		
L-4E3-12P	656ft 200m	12	79/36	.685	.051/1.3	-22 -30	48	3.4	11.8	10.6	124 #25	<16	- (20AWG)
L-4E3-16P		16	101/46	.744	.047/1.2		64						
L-4E3-24P		24	154/70	.945	.059/1.5		96						
L-4E4-2AT	328ft 100m	2	18/8	.413	.051/1.3	-22 -30	8	.146	PVC	IPE	AC-#25	<0.83	AL Foil 100%
L-4E4-4AT		4	40/18	.484	.055/1.4		16				16/4.73		
L-4E4-8AT		8	73/33	.665	.059/1.5		32				279 #22		
L-4E4-12AT	656ft 200m	12	95/43	.748	.059/1.5	-22 -30	48	3.7	11.8	12.6	279 #22	<21	23AWG (16AWG)
L-4E4-16AT		16	117/53	.827	.059/1.5		64						
L-4E4-24AT		24	152/69	1.031	.067/1.7		96						

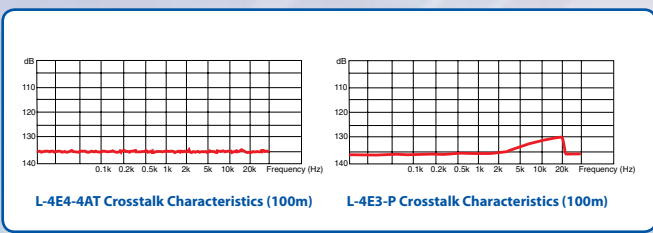
* Dielectric Strength = 500V AC / 1min. Insulation resistance/3Mft => >1000MΩ.
** Effective AWG of combined twin conductors.

Cross Section Individual Star Quad Channel



Electrical Performance / Quad								
Model	Cond. D.C.R. (Ω/1000ft) (Ω/100m)	Shield D.C.R. (Ω/1000ft) (Ω/100m)	Nom. Cap. * (pF/ft) (pF/m)	Nom. Cap. ** (pF/ft) (pF/m)	Nom. Imp. (Ω)	Nom. Atten. (V/1000ft) (V/100m)	Group Delay Time (nS/ft) (nS/m)	X-Talk Input 3.31V (mV/1000ft) (mV/100m)
L-4E4 SERIES	<32.9 <10.8	—	50 164	68 222	—	—	—	—

* Capacitance between twin Blue and twin White Conductors.
** Capacitance between conductors to shield.



CHANNEL COLOR CODE - SPIRAL MARKERS ON GRAY JACKET																							
1	2	3	4	5	6	7	8	9	10	11	12	13	14	15	16	17	18	19	20	21	22	23	24
RED	BLU	YEL	GRN	BRN	BARE	BLK	BLK	BLK	BLK	BLK	ORN	ORN	ORN	ORN	ORN	PNK	PNK	PNK	PNK	PNK	WHT	WHT	WHT
	BLU	YEL	GRN	BRN		BLU	YEL	GRN	BRN		BLU	YEL	GRN	BRN		BLU	YEL	GRN	BRN		BLU	YEL	GRN