



COUNTRYMAN ASSOCIATES INC
E6 EARSET
MICROPHONE



Supplied with cable, carrying case, black and white cable clips, windscreen and protective caps (omni accessories shown).

The Countryman E6 Earset microphone is a nearly invisible, world-class vocal microphone that delivers high-quality voice pickup, while rejecting surrounding noise and feedback. An ultra-miniature electret condenser element is held close to the mouth by a thin boom and comfortable earpiece. Available in omnidirectional and pattern-adjustable directional versions, the E6 Earset weighs less than one-tenth ounce and virtually disappears against the skin, so performers forget they're even wearing a mic.

Unobtrusive

Countryman Earsets are the smallest, lightest, and least visible head-worn microphones.

Rugged and Reliable

The E6 Earset's stainless steel boom is incredibly tough and can be bent and re-bent many times to fit different performers. The E6 is highly resistant to makeup, sweat and moisture when used with the supplied protective caps.

Versatile

The E6 Earset's flexible boom is easily shaped right on the performer's face and available in multiple skin tones. Changeable omnidirectional protective caps let you shape the frequency response for different situations or to match other microphones; caps for the directional earset adjust the pattern from cardioid to hypercardioid. Choose a sensitivity for speaking or singing with up to 145 dB SPL capability.

Exceptional Sound Quality

The Countryman E6 delivers rich, full band audio quality rivaling performance handheld and instrument microphones.

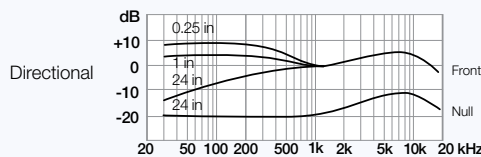
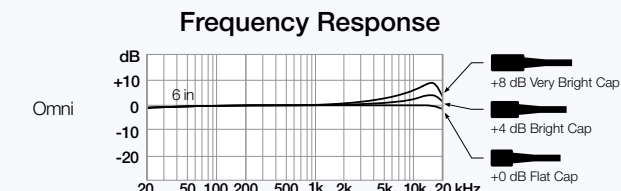
Excellent Isolation

Easy adjustment keeps the mic in the perfect position for rejecting unwanted sounds. Countryman Omnidirectional Earsets reduce feedback an average of 12 dB compared to an omnidirectional lavalier. Directional E6 Earsets provide even more isolation. Excellent for houses of worship, theater, and outdoor events.

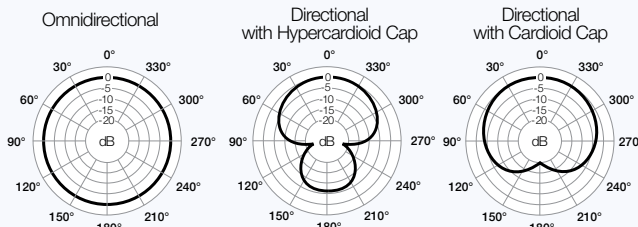
Replaceable Cables

With other microphones a worn cable requires purchasing a completely new mic. An E6 replacement cable installs in seconds. Snap-on miniature super rugged cables are available for almost any wireless transmitter or for XLR inputs with phantom power.

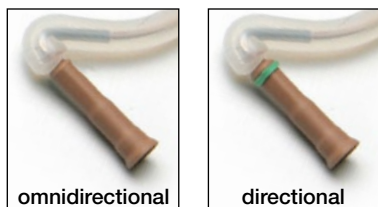
Frequency Response:	Omni: 20 Hz to 20 kHz
	Directional: 30 Hz to 15 kHz
Sensitivity:	Omni W5: 7.0 mV/Pa
	Omni W6: 2.0 mV/Pa
	Omni W7: 0.7 mV/Pa
	Directional W5: 6.0 mV/Pa
	Directional W6: 1.9 mV/Pa
	Directional W7: 0.6 mV/Pa
Equivalent Acoustic Noise:	W5: 24 dBA
	W6: 29 dBA
	W7: 39 dBA
Overload Sound Level: (1% THD)	Omni W5: 120 dBA
	Omni W6: 130 dBA
	Omni W7: 140 dBA
	Directional W5: 125 dBA
	Directional W6: 135 dBA
	Directional W7: 145 dBA
Power Requirements:	500 μ A at 1 to 2 Volts
Weight:	.07 oz (2 grams)



1 kHz Polar Response




E6 Earset: Frequently Asked Questions




When should I choose a directional earset rather than an omni?

The E6 Omnidirectional Earset rejects unwanted sound and feedback better than a lavalier almost any way you wear it, so it's very user-friendly for new and experienced users alike. The omnidirectional E6 is the right choice for most applications. For situations where there are loud monitors, extreme feedback or environmental noise, choose the E6 Directional Earset (marked with a green band).



What is the difference between the different E6 flexibilities?

- The **classic E6** is a good choice when one person will wear the microphone. Because the boom is stiffer, it can be adjusted to fit, then stored away and quickly reworn.
- The **E6i** is soft and highly-flexible with a larger silicone rubber ear piece. When multiple users share a mic, the E6i is a great choice. The soft boom is fantastically durable and the extreme flexibility makes it easy to adjust for different users.
- The **E6 Flex** or **E6X** offers a versatile blend of the E6 and the E6i. With a springy, thin earpiece and a flexible boom, the E6 Flex is secure on the ear and fast to fit without compromising true invisibility and world class sound. The E6 Flex is marked with an orange band.



How do I choose the right color for my skin tone?


Tan works very well for Caucasian skin tones as well as olive complexions. Light beige works well for light and pink tones. Cocoa is the ideal choice for very light brown to chocolate tones. Choose black for deep brown skin, or on other tones when you want the mic to be visible. When in doubt, choose the darker option. That's because a mic that's too light can resemble a scar or blemish, while a mic that's slightly darker than the background resembles a shadow and draws less attention.



Which sensitivity should I choose?

Making a microphone more sensitive to catch soft sounds means it will overload sooner for loud sounds. Because sound pressure levels vary between individuals and applications, we provide three sensitivities for the E6:

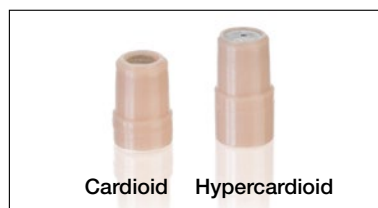
- The highest gain (**W5**, no colored band) is for general speaking, such as presentations or sermons, and is the most popular option.
- The medium gain (**W6**, blue band) is for very loud speaking, such as in theater, and most vocal performances.
- In rare cases, the most powerful vocals require the highest overload (**W7**, purple band).



Which protective cap should I use?

The E6 Earset should always be used with a protective cap in place to keep sweat, makeup, and other foreign material out of the microphone.

The three omni caps each have a different high-frequency response characteristic that controls the amount of "crispness" or "sibilance" (response at 15 kHz). The omni ships with the +4 dB protective cap fitted to the mic which meets the needs of the majority of users. Use the +0 cap for recording instruments like flutes or violins, or if you experience problems with high-frequency feedback.



For the directional version of the E6, the protective caps modify your earset's pickup pattern:

- Hypercardioid (H) mode usually provides the best isolation, with a null facing toward the floor where "wedge" monitors are often placed. We recommend this mode for most applications.
- Cardioid (C) mode is slightly less directional, with a null toward the back. It's most useful when there is a monitor speaker over the shoulder or behind the performer.