

Da-Snap

Wall-Mounted Projection Screen



SPECIFICATION DATA

SUGGESTED SPECIFICATIONS: _____ fixed wall projection screen(s), _____(H) x _____(W). To have flexible screen surface, fire retardant and mildew resistant. Screen surface standard with reinforced black binding on all four sides and will attach to frame with metal snaps. Frame will conceal snaps and binding. Screen frame will be 1½" square matte black powder coated aluminum. Walls will be ribbed for strength and light weight. Frame will be slip-jointed at corners and joints. Standard wall-mounting brackets will be included.

HDTV (16:9) Format Dimensions

Viewing Area (H x W)		Nominal Diagonal		Overall Dimensions		Approx. Ship. Wt.	
In.	Cm	In.	Cm	In.	Cm	Lbs.	Kg
37½" x 67"	95 x 170	77"	196	40½" x 70"	103 x 178	24	10.9
40½" x 72"	103 x 183	82"	208	43½" x 75"	110 x 191	26	11.8
45" x 80"	114 x 203	92"	234	48" x 83"	122 x 211	28	12.7
49" x 87"	124 x 221	100"	254	52" x 90"	132 x 229	30	13.6
52" x 92"	132 x 234	106"	269	55" x 95"	140 x 241	32	14.5
54" x 96"	137 x 244	110"	279	57" x 99"	145 x 251	33	15.0
58" x 104"	147 x 264	119"	302	61" x 107"	155 x 272	36	16.3
65" x 116"	165 x 295	133"	338	68" x 119"	173 x 302	37	16.8
78" x 139"	198 x 353	159"	404	81" x 142"	206 x 361	50	20.9
94½" x 168"	240 x 427	193"	490	97½" x 171"	248 x 434	75	34.0
108" x 192"	274 x 488	220"	559	111" x 195"	282 x 495	90	40.8

(16:10) Wide Format Dimensions

Viewing Area (H x W)		Nominal Diagonal		Overall Dimensions		Approx. Ship. Wt.	
In.	Cm	In.	Cm	In.	Cm	Lbs.	Kg
50" x 80"	127 x 203	94"	239	53" x 83"	135 x 211	28	12.7
57 ½" x 92"	146 x 234	109"	277	60 ½" x 95"	154 x 241	32	14.5
60" x 96"	152 x 244	113"	287	63" x 99"	160 x 251	33	15
65" x 104"	165 x 264	123"	312	69" x 107"	175 x 272	36	16.3
69" x 110"	175 x 279	130"	330	72" x 113"	183 x 287	37	16.8
72 ½" x 116"	184 x 295	137"	348	75 ½" x 119"	192 x 302	37	16.8
87" x 139"	221 x 353	164"	417	90" x 142"	229 x 361	50	22.7
100" x 160"	254 x 406	189"	480	103" x 163"	262 x 414	67	30.4
110" x 176"	279 x 447	208"	528	113" x 179"	287 x 455	80	36.3
120" x 192"	305 x 488	226"	574	123" x 195"	312 x 495	90	40.8

Cinemascope Format Dimensions

Viewing Area (H x W)		Nominal Diagonal		Overall Dimensions		Approx. Ship. Wt.	
In.	Cm	In.	Cm	In.	Cm	Lbs.	Kg
37½" x 88"	95 x 224	96"	244	40½" x 91"	103 x 231	30	13.6
40½" x 95"	103 x 241	103"	262	43½" x 98"	110 x 249	33	15.0
45" x 106"	114 x 269	115"	292	48" x 109"	122 x 277	36	16.3
49" x 115"	124 x 292	125"	318	52" x 118"	132 x 300	37	16.8
52" x 122"	132 x 310	133"	338	55" x 125"	140 x 318	42	19.1
54" x 126"	137 x 320	138"	351	57" x 129"	145 x 328	47	21.3
58" x 136½"	147 x 347	148"	376	61" x 139½"	155 x 354	49	22.2
65" x 153"	165 x 389	166"	422	68" x 156"	173 x 396	56	25.4
78" x 183½"	198 x 466	199"	505	81" x 186½"	206 x 474	85	38.5
81½" x 192"	207 x 488	208"	528	84½" x 195"	215 x 495	90	40.8

PRODUCT NOTES

- Overall dimensions +/- 1/4" (6mm).
- Specifications subject to change without notice.
- Custom formats and sizes available upon request.
- All HD Progressive (non perf), Da-Mat, High Contrast Da-Mat, Da-Tex and Dual Vision surfaces are seamless up to 16' high.
- HD Progressive 1.1 Perf surfaces are available in sizes up to 8' high.
- **All viewing surfaces are standard with black backing except Da-Tex® and Dual Vision.**

WHEN ORDERING, MARK APPROPRIATE SELECTIONS:

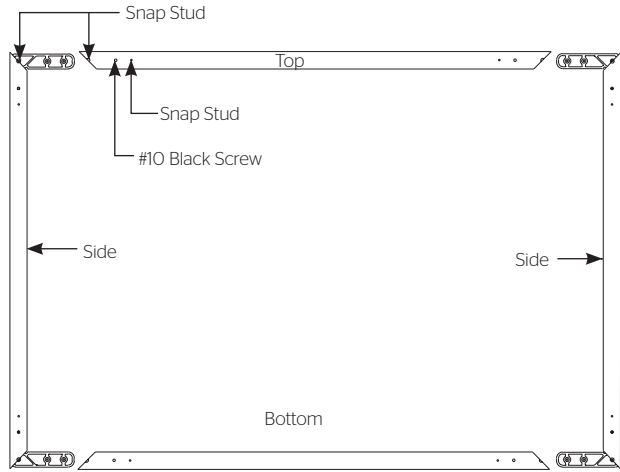
1. Select size from chart on reverse side.
2. Select viewing surface (All Da-Lite surfaces are GREENGUARD GOLD Certified):

<input type="checkbox"/> HD Progressive 0.6	<input type="checkbox"/> Da-Mat®
<input type="checkbox"/> HD Progressive 0.9	<input type="checkbox"/> High Contrast Da-Mat®
<input type="checkbox"/> HD Progressive 1.1	<input type="checkbox"/> Da-Tex® (Rear)
<input type="checkbox"/> HD Progressive 1.1 Perf	<input type="checkbox"/> Dual Vision
<input type="checkbox"/> HD Progressive 1.3	

3. Optional accessories:
 - T-Legs (must be ordered at the same time as screen).
 - Velcro® Attachment (snaps standard).
 - Pro-Trim® (already included on screens with HD Progressive surfaces)

Pro-Trim® is a fabric covering that aesthetically enhances the appearance of the installation. Pro-Trim® provides a stylish masked border while absorbing the light that surrounds the viewing area.

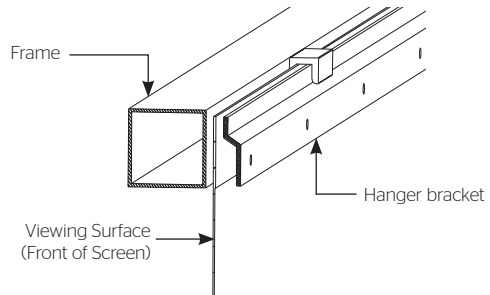
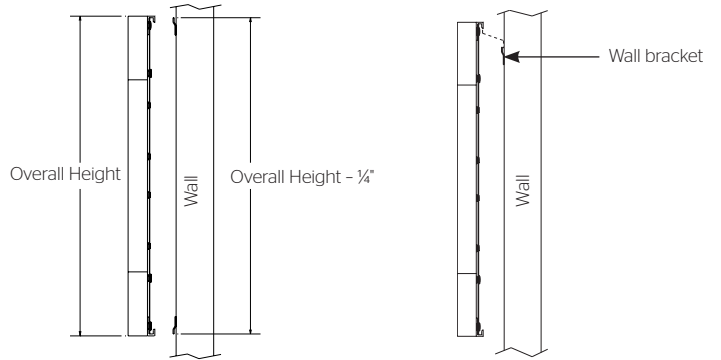
PRODUCT VIEW



Back

METHODS OF INSTALLATION

Wall Mount



A BRAND OF MILESTONE AV TECHNOLOGIES

www.milestone.com
 P 800.622.3737 / 574.267.8101
 F 877.325.4832 / 574.267.7804
 E info@da-lite.com

In British Columbia, Milestone AV Technologies ULC carries on business as MAVT Milestone AV Technologies ULC.

©2017 Milestone AV Technologies. DL-0211 (Rev. 3) 12.17. Da-Lite is a registered trademarks of Milestone AV Technologies. All other brand names or marks are used for identification purposes and are trademarks of their respective owners. All patents are protected under existing designations. Other patents pending.

Project Name: _____	
Architect: _____	
Contractor: _____	Phone: _____
Reseller: _____	Phone: _____