



# CSS-1S/T

## Compact Two-Way 100V/70V/8-Ohm Loudspeaker

### Commercial Series

### Key Features:

- ▶ 10 Watt Multi-Tap Transformer for 100V or 70V Distributed Speaker Lines
- ▶ 8 Ohm Direct Setting
- ▶ Included Wall-Mounting Bracket
- ▶ Professional Drivers and Network



### Applications:

CSS-1S/T is a versatile, compact two-way loudspeaker designed for use on 100V or 70V distributed speaker lines, or in 8 ohm direct mode. The 135 mm (5¼ inch) low frequency loudspeaker and 19 mm (¾ inch) polycarbonate dome tweeter reproduce full-range sound quality for foreground or background music and are voiced for maximum speech clarity and intelligibility.

The rugged enclosure is fitted with an included, easy-to-install ball-type wall-mount bracket that can pivot to aim the speaker in a variety of directions, or the speaker can be aimed straight out from the wall. The flat bottom surface of the cabinet allows the speaker to be set on a surface such as a shelf.

A multi-tap, multi-voltage transformer provides taps of 10 and 5 Watts when driven from a 100V distributed speaker line and 10, 5 and 2.5 Watts when driven from a 70V distributed speaker line. Tap selection is accomplished via a switch that is accessed from the back panel. The speaker has a power handling of 60 Watts continuous average pink noise (100 hrs continuously) when set in its 8 Ohm Direct setting.

### Specifications:

<b>System:</b>	
Frequency Range (-10 dB):	85 Hz – 18 kHz
Frequency Response (+/- 3 dB):	120 Hz – 16 kHz
Power Capacity <sup>1</sup> :	60 Watts
Sensitivity <sup>2</sup> :	86 dB SPL, 1W (2.83V) at 1m (3.3 ft)
Maximum SPL <sup>3</sup> :	106 dB at 8 Ohm Direct setting; 96 dB at 10W setting
Nominal Coverage <sup>2</sup> :	120°H x 120°V
Directivity Factor (Q) <sup>2</sup> :	6.2
Directivity Index (DI):	7.9 dB
Nominal Impedance:	8 ohms (in 8Ω DIRECT mode, selectable on back panel)
Transformer Taps:	10 W, 5 W (& 2.5W @ 70V)
Crossover Frequency:	4.3 kHz
<b>Transducers:</b>	
LF Driver:	135 mm (5.25 in) low frequency driver
HF Driver:	19 mm (0.75 in) polycarbonate dome tweeter
Input Connectors:	Spring-loaded terminals
<b>Enclosure :</b>	
Enclosure Material:	Polypropylene Structural Foam
Color:	Black
Dimensions:	229 mm x 159 mm x 143 mm (9.0 in x 6.3 in x 5.6 in)
Net Weight (each):	2.0 kg (4.5 lb)
Shipping Weight (pair):	4.8 kg (10.5 lb)
Included Accessories:	Wall-mounting bracket assembly

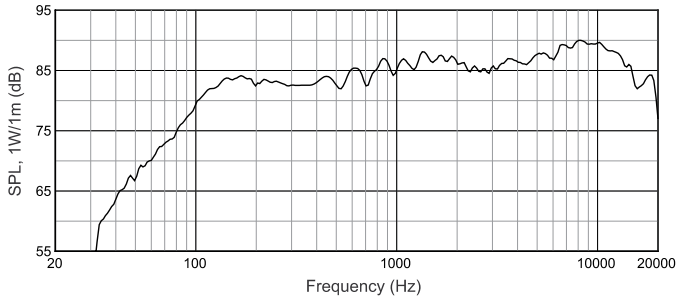
<sup>1</sup> IEC Standard, full bandwidth pink noise with 6 dB crest factor, 100 hr duration.

<sup>2</sup> Average, 1 kHz to 10 kHz

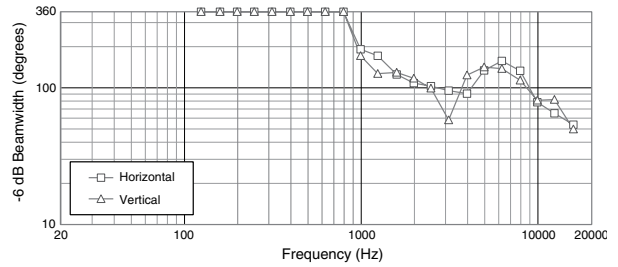
<sup>3</sup> Calculated based on power handling and sensitivity, exclusive of power compression at high levels.

# ▶ CSS-1S/T Compact Two-Way 100V/70V/8-Ohm Loudspeaker

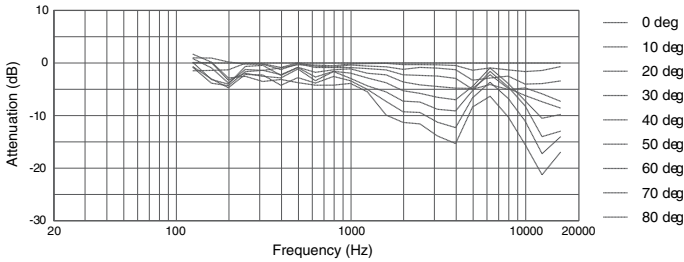
## Frequency Response and Impedance:



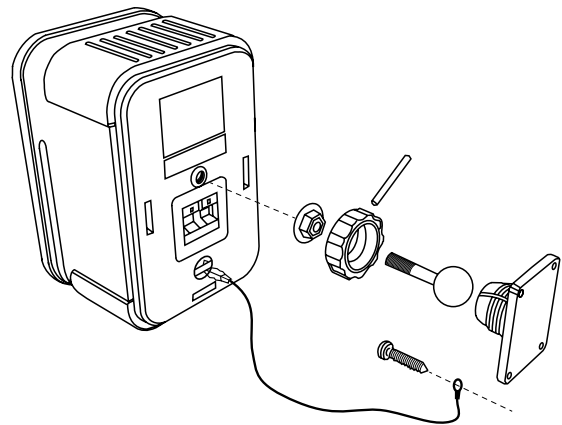
## Beamwidth:



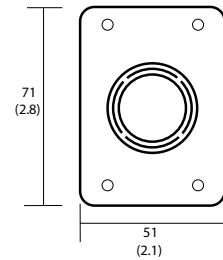
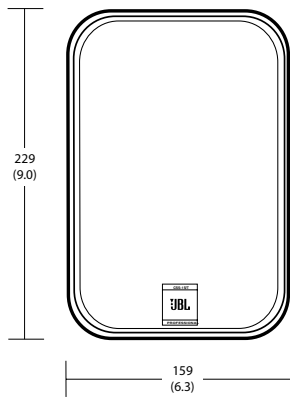
## Horizontal Off-Axis Frequency Response:



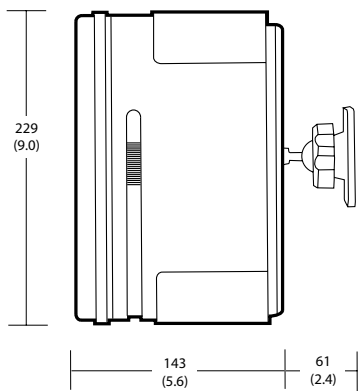
## Mounting Bracket:



## Dimensions:



Safety Cable Not Included



Dimensions in mm (inches)



JBL Professional  
 8500 Balboa Boulevard, P.O. Box 2200  
 Northridge, California 91329 U.S.A.  
 © Copyright 2011 JBL Professional  
 www.jblpro.com

SS CSS-1ST  
 SZ  
 01/11