

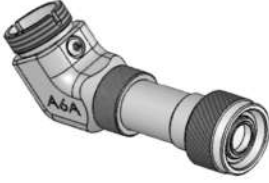















|   |                   |  |   |                 |  |
|---|-------------------|--|---|-----------------|--|
| Series 2 probe adapter to enable use of CI-1000 tips            | PT2-CI/ADAPT      |     |    | <b>Adapters</b> |  |
| Universal 60° angled adapter for Series 2 standard probe tips   | PT2-U/ADAPT-A6    |    |    |                 |  |
| Universal 2.5mm Series 2 probe tip for PC type male connectors  | PT2-U2.5/PC/M     |    |    | <b>PC Tips</b>  |  |
| Universal 1.25mm Series 2 probe tip for PC type male connectors | PT2-U1.25/PC/M    |   |   |                 |  |
| Universal 2.0mm Series 2 probe tip for PC type male connectors  | PT2-U2.0/PC/M     |  |  |                 |  |
| Series 2 probe tip for 1.6mm male PC type termini               | PT2-TM1.6/PC/M    |  |  |                 |  |
| Series 2 slim probe tip for 2.5mm male PC type termini          | PT2-TM2.5/PC/M    |  |  |                 |  |
| Series 2 probe tip for 1.25mm male ELIO connectors and termini  | PT2-ELIO1.25/PC/M |  |  |                 |  |


# Lightel Technologies Series 2 Probe Tips

PC Tips (Cont'd)

|   |                 |   |   |
|---|-----------------|---|---|
| Series 2 slim probe tip for 1.25mm male LuxCis connectors and termini     | PT2-TM1.25/PC/M |    |    |
| Series 2 specialty probe tip for male LC PC simplex and duplex connectors | PT2-LC/PC/M     |   |    |
| Series 2 probe tip for Biconic connectors                                 | PT2-BI/PC/M     |    |    |
| Series 2 probe tip for SC PC type female connectors                       | PT2-SC/PC/F     |    |    |
| Series 2 probe tip for SC and FC PC type female connectors                | PT2-FS/PC/F     |   |   |
| Series 2 probe tip for ST PC type female connectors                       | PT2-ST/PC/F     |  |  |
| Series 2 probe tip for SMA 905 PC type male connectors                    | PT2-SMA/PC/M    |  |  |
| Series 2 probe tip for SMA 905 PC type female connectors                  | PT2-SMA/PC/F    |  |  |
| Series 2 probe tip for LC PC type female connectors                       | PT2-LC/PC/F     |  |  |

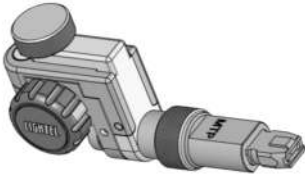

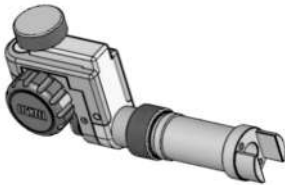
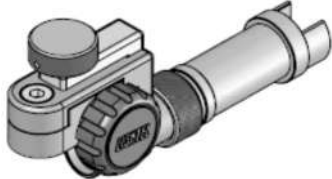










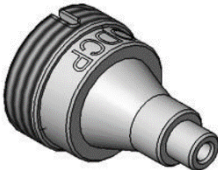
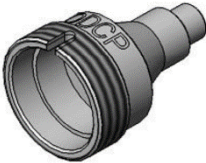
# Lightel Technologies Series 2 Probe Tips

PC Tips (Cont'd)

|   |                          |  |   |
|---|--------------------------|--|---|
| <p>Series 2 probe tip for MU PC type female connectors</p>                          | <p>PT2-MU/PC/F</p>       |     |    |
| <p>Series 2 probe tip for LX.5 PC type female connectors</p>                        | <p>PT2-LX.5/PC/F</p>     |     |    |
| <p>Series 2 probe tip for female LEMO connectors</p>                                | <p>PT2-LEMO/PC/F</p>     |     |    |
| <p>Series 2 probe tip for D4 female connectors</p>                                  | <p>PT2-D4/PC/F</p>       |     |    |
| <p>Series 2 probe tip for 2.0mm female PC type termini</p>                          | <p>PT2-TM2.0/PC/F</p>    |   |  |
| <p>Series 2 probe tip for 1.6mm female PC type termini</p>                          | <p>PT2-TM1.6/PC/F</p>    |   |  |
| <p>Series 2 probe tip for 1.25mm female ELIO connectors and termini</p>             | <p>PT2-ELIO1.25/PC/F</p> |   |  |
| <p>Series 2 extended probe tip for MTP/MPO PC type connectors (male and female)</p> | <p>PT2-MTP/PC-EXT</p>    |  |  |

# Lightel Technologies Series 2 Probe Tips

PC Tips (Cont'd)

|   |                          |  |   |
|---|--------------------------|--|---|
| <p>Series 2 extended probe tip for multi-row MTP/MPO PC type connectors (male and female)</p>       | <p>PT2-MTP/PC-XY-EXT</p> |    |    |
| <p>Series 2 probe tip for female proprietary ASML multimode 6 fiber connectors</p>                  | <p>PT2-MMMF/PC/F</p>     |    |    |
| <p>Series 2 guide and universal probe tip for male and female for 4 channel TFOCA II connectors</p> | <p>PT2-TFO2-KIT</p>      |     |    |
| <p>Series 2 guide for male and female for 4 channel TFOCA II connectors</p>                         | <p>PT2-TFO2-G</p>        |    |   |
| <p>Series 2 universal probe tip for male and female TFOCA connectors</p>                            | <p>PT2-TFO-U</p>         |   |  |
| <p>Series 2 guide and universal probe tip for female 2 channel ODC connectors</p>                   | <p>PT2-ODC/PC/KF-2</p>   |  |  |
| <p>Series 2 guide for female 2 channel ODC connectors</p>   | <p>PT2-ODC/PC/GF-2</p>   |   |  |
| <p>Series 2 universal probe tip for female ODC connectors</p>                                       | <p>PT2-ODC/PC/UF</p>     |   |  |



# Lightel Technologies Series 2 Probe Tips

APC Tips

|   |                           |  |   |
|---|---------------------------|--|---|
| <p>Universal 2.5mm Series 2 probe tip for APC type male connectors</p>  | <p>PT2-U2.5/APC/M</p>     |     |    |
| <p>Universal 1.25mm Series 2 probe tip for APC type male connectors</p> | <p>PT2-U1.25/APC/M</p>    |     |    |
| <p>Series 2 probe tip for 1.25mm LEMO F8 APC type male connectors</p>   | <p>PT2-LEMO1.25/APC/M</p> |     |    |
| <p>Series 2 probe tip for 2.0mm APC type male termini (MIL 28876)</p>   | <p>PT2-TM2.0/APC/M</p>    |    |   |
| <p>Series 2 probe tip for 2.0mm APC type female termini (MIL 28876)</p> | <p>PT2-TM2.0/APC/F</p>    |   |  |
| <p>Series 2 probe tip for SC and FC APC type female connectors</p>      | <p>PT2-FS/APC/F</p>       |   |  |
| <p>Series 2 probe tip for SC APC type female connectors</p>             | <p>PT2-SC/APC/F</p>       |   |  |
| <p>Series 2 probe tip for OptiTap® female connectors (hardened SC)</p>  | <p>PT2-OTAP/APC/F</p>     |  |  |

# Lightel Technologies Series 2 Probe Tips

APC Tips (Cont'd)

|  |                           |   |   |
|--|---------------------------|---|---|
| <p>Series 2 probe tip for E2000 APC type female connectors</p>                                 | <p>PT2-E2K/APC/F</p>      |    |    |
| <p>Series 2 probe tip for LC APC type female connectors</p>                                    | <p>PT2-LC/APC/F</p>       |    |    |
| <p>Series 2 probe tip for LX.5 APC type female connectors</p>                                  | <p>PT2-LX.5/APC/F</p>     |    |    |
| <p>Series 2 probe tip for AVIM APC type female connectors</p>                                  | <p>PT2-AVIM/APC/F</p>     |    |    |
| <p>Series 2 extended probe tip for MTP/MPO APC type connectors (male and female)</p>           | <p>PT2-MTP/APC-EXT</p>    |  |  |
| <p>Series 2 extended probe tip for multi-row MTP/MPO APC type connectors (male and female)</p> | <p>PT2-MTP/APC-XY-EXT</p> |  |  |
| <p>Series 2 probe tip for OptiTip® APC type connectors (male and female)</p>                   | <p>PT2-OTIP/APC</p>       |  |  |

# Lightel Technologies Series 2 Probe Tips

|   |                       |  |   |
|---|-----------------------|--|---|
| <p>Series 2 short extended probe tip for SC APC type female connectors</p>  | <p>PT2-SC/APC/F-S</p> |     |    |
| <p>Series 2 medium extended probe tip for SC APC type female connectors</p> | <p>PT2-SC/APC/F-M</p> |     |    |
| <p>Series 2 short extended probe tip for LC APC type female connectors</p>  | <p>PT2-LC/APC/F-S</p> |     |    |
| <p>Series 2 medium extended probe tip for LC APC type female connectors</p> | <p>PT2-LC/APC/F-M</p> |   |   |
| <p>Series 2 long extended probe tip for LC APC type female connectors</p>   | <p>PT2-LC/APC/F-L</p> |  |  |

APC Tips (Cont'd)

# Lightel Technologies Series 2 Probe Tips

Straight Extended PC Tips are all available in 3 lengths:

**Short (S)** approximately 60mm



**Medium (M)** approximately 100mm



**Long (L)** approximately 150mm



(For exact dimensions for individual tips contact Lightel or your Lightel distributor)

Straight Extended PC Bulkhead Tips

|  |  |                        |  |
|--|--|------------------------|--|
| Series 2 extended probe tips for FC and SC PC type female connectors | PT2-FS/PC/F-S<br>PT2-FS/PC/F-M<br>PT2-FS/PC/F-L    | Medium length pictured |  |
| Series 2 extended probe tips for ST PC type female connectors        | PT2-ST/PC/F-S<br>PT2-ST/PC/F-M<br>PT2-ST/PC/F-L    | Medium length pictured |  |
| Series 2 extended probe tips for E2K PC type female connectors       | PT2-E2K/PC/F-S<br>PT2-E2K/PC/F-M<br>PT2-E2K/PC/F-L | Medium length pictured |  |
| Series 2 extended probe tips for LC PC type female connectors        | PT2-LC/PC/F-S<br>PT2-LC/PC/F-M<br>PT2-LC/PC/F-L    | Medium length pictured |  |
| Series 2 extended probe tips for MU PC type female connectors        | PT2-MU/PC/F-S<br>PT2-MU/PC/F-M<br>PT2-MU/PC/F-L    | Medium length pictured |  |
| Series 2 extended probe tips for SC2 PC type female connectors       | PT2-SC2/PC/F-S<br>PT2-SC2/PC/F-M<br>PT2-SC2/PC/F-L | Medium length pictured |  |
| Series 2 short extended probe tip for URM PC type female connectors  | PT2-URM/PC/F-S                                     |                        |  |



# Lightel Technologies Series 2 Probe Tips

## Angled Bulkhead Tips

|   |                 |   |   |
|---|-----------------|---|---|
| Series 2 60° angled probe tip for SC PC type female connectors        | PT2-SC/PC/F-A6  |    |    |
| Series 2 60° angled probe tip for FC and SC PC type female connectors | PT2-FS/PC/F-A6  |    |    |
| Series 2 60° angled probe tip for ST PC type female connectors        | PT2-ST/PC/F-A6  |    |    |
| Series 2 60° angled probe tip for MU PC type female connectors        | PT2-MU/PC/F-A6  |   |    |
| Series 2 60° angled probe tip for LC PC type female connectors        | PT2-LC/PC/F-A6  |   |   |
| Series 2 60° angled probe tip for SC APC type female connectors       | PT2-SC/APC/F-A6 |  |  |