





## HD/SD-SDI DIGITAL DISTRIBUTION AMPLIFIER

### DigiFlex 1132



MADE IN THE USA



#### FEATURES

- m Composite & Component SDI
- m SMPTE 259M, 344M, 292M compliant
- m Serial Digital Input
- m HD Input
- m Eight or Four Serial Outputs
- m Fault Indication
- m Automatic Equalization and Re-clocking

#### Mounting Frame Options

- 1000 - Single Power Supply, Holds 11 Modules
- 1000/2 - Dual Power Supply, Holds 10 Modules
- 7200 - Mounting Frame, Holds 1 Module

The LINK 1132 DigiFlex serial distribution amplifier restores the incoming signal to its proper amplitude. The signal is reshaped with automatic equalization, and DC restoration. The 1132 's maximum equalized length for cable for SD is 300m at 270Mb/s, and for HD, 100m at 1.485Gb/s. Eight outputs are provided on a removable rear cell 1033, and four outputs are provided on the 1032 rear cell. An LED at the front edge of the front module, and one on the rear module indicate a Loss of Signal.

A rear I/O module must be selected for the specific front signal module. The signal module and rear I/O module with the flexibility of the frame place virtually no limits on the versatility of the DigiFlex 1000 system.

The input signal can be 143Mb/s, 177Mb/s, 270 Mb/s, 360 Mb/s, 540 Mb/s, and 1.4835/1.485Gb/s standards. The front module has LED's that tell if the input signal has locked, and the data rate that it is locked.

The 1000 series DigiFlex modules are compact designs that allow eleven modules to mount in the 1000 frame and ten modules with a redundant power supply. Any 1000 series module will operate in the 1000 frame in any configuration, audio or video, digital/analog, generators or test modules.

Backed by Link's 10-year warranty, the 1132 will provide years of outstanding performance.

# DIGIFLEX 1132 SERIAL DIGITAL DISTRIBUTION AMPLIFIER

## SERIAL DIGITAL VIDEO INPUT:

Number of Inputs: ..... 1  
 Connectors: ..... BNC  
 Standards:  
     Composite SDI: ..... 143Mb/s  
     SD SDI: ..... 177Mb/s, 270Mb/s, 360Mb/s, 540Mb/s  
     SD HD: ..... 1.4835/1.485Gb/s  
 Impedance: ..... 75S  
 Return Loss: ..... >15dB  
 Signal Level ..... 800mV ± 10%  
 Input Cable Length Max:  
     SD: ..... 300m at 270Mb/s  
     HD: ..... 100m at 1.485Gb/s

## DIGITAL OUTPUTS:

Number of Outputs: ..... 4 or 8  
 Connectors: ..... BNC  
 Standards: ..... Same as input  
 Impedance: ..... 75S  
 Return Loss: ..... >15dB  
 Signal Level: ..... 800mV ± 10%  
 Rise & Fall Time:  
     SD: ..... 800ps Max  
     HD: ..... 220ps Max  
 Overshoot: ..... 8% of Amplitude  
 Additive Jitter:  
     SD at 270Mb/s: ..... 25ps p-p, typical  
     HD at 1.485Gb/s: ..... 15ps p-p, typical

## FRONT MODULE INDICATORS:

Lock Detect: ..... Green LED  
 Loss of Signal: ..... Red LED  
 SD: ..... Green LED  
 HD: ..... Yellow LED  
 Data Rates: ..... Green LED(6)  
 Cable Length Indicator: ..... Only used for SMPTE 259M standards, Green LED(4)

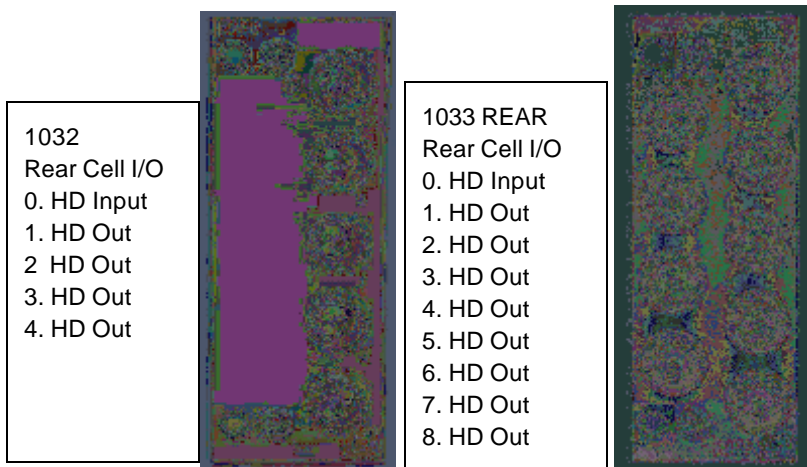
## ENVIRONMENTAL:

Temperature: ..... 0° to 50°C Ambient  
 Humidity: ..... 10% to 90% non-condensing  
 Power: ..... 4.2 Watts

## MECHANICAL:

Height:.....3.2 Inch  
 Width:.....1.0 Inch  
 Depth:.....10 Inch  
 Weight:.....7.25 Oz

**PROFESSIONAL SERIES--**  
**modular system products--by LINK**



**LINK ELECTRONICS, INC.** 2137 Rust Avenue Cape Girardeau, MO 63703-7668

Phone 573 334 4433 FAX 573 334 9255