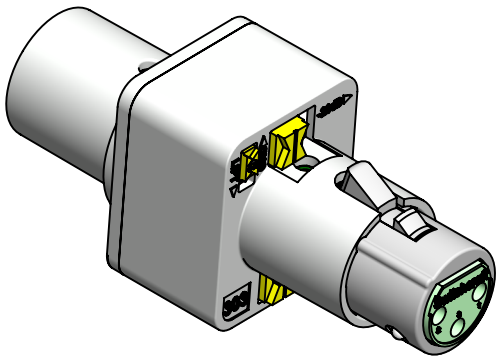
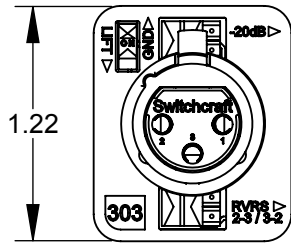
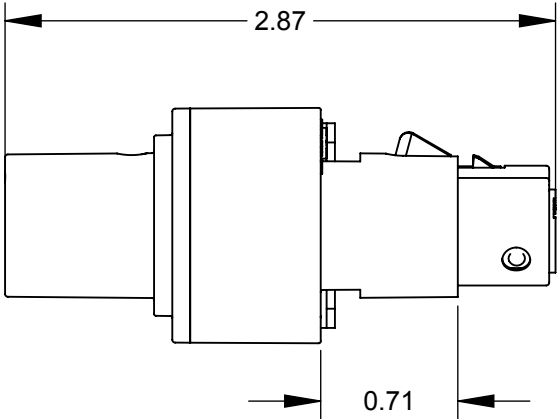
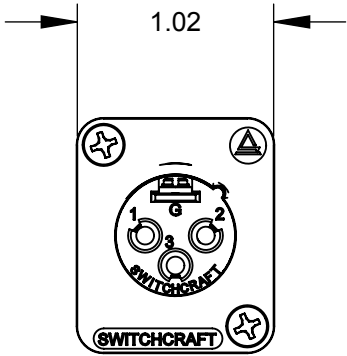




PACKAGED UNIT



**SPECIFICATIONS:**

**HOUSING**

- DIECAST ZINC ALLOY, NICKEL PLATED.

**CONNECTORS**

- INPUT: SWITCHCRAFT 3-PIN FEMALE CONNECTOR WITH LATCHING MECHANISM.
- OUTPUT: SWITCHCRAFT 3-PIN MALE CONNECTOR WITH LATCHING UNDERCUT.

**FUNCTIONS**

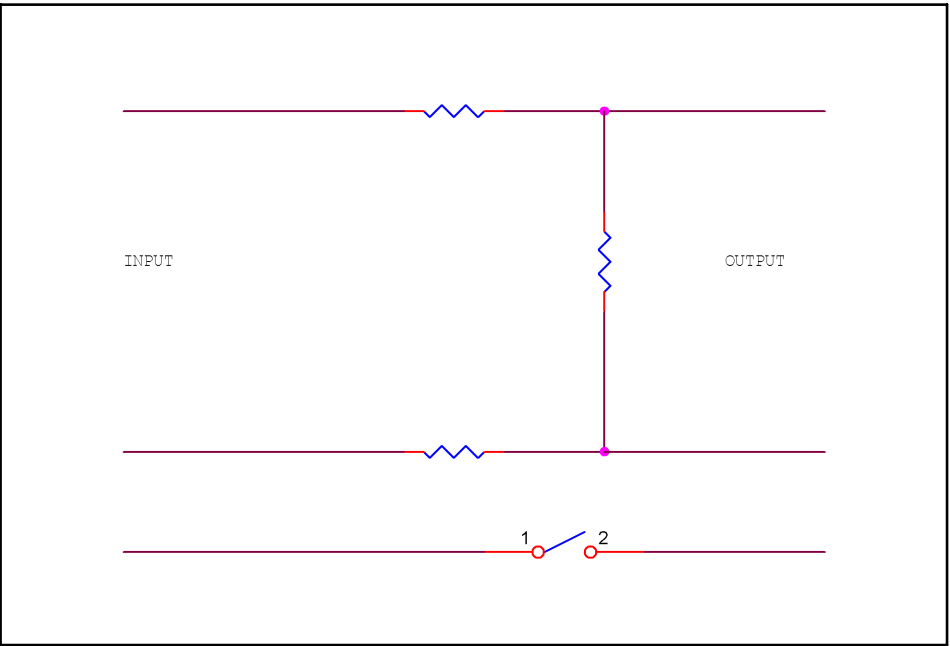
- -20dB PAD.
- POLARITY INVERSE.
- GROUND LIFT.

**SWITCHES SPECIFICATIONS**

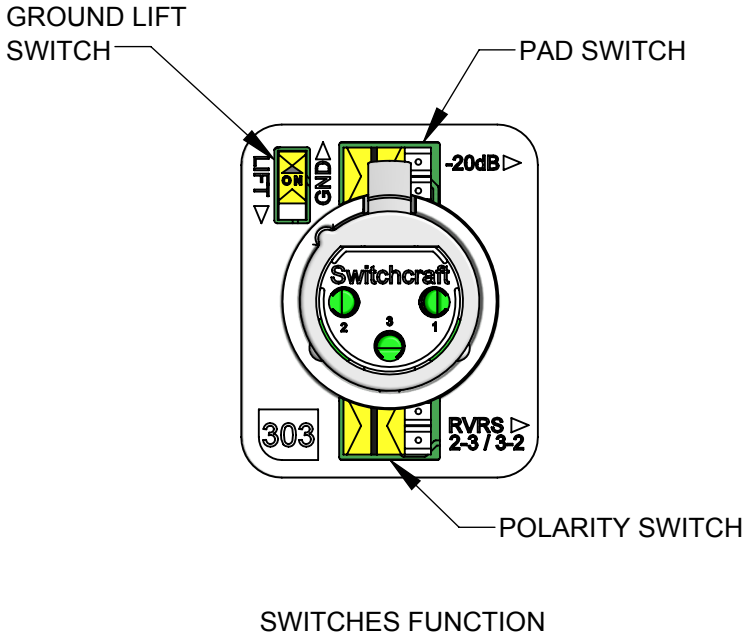
- SWITCHING RATING: 1A, 100V.
- PLATING: GOLD.
- NON-SHORTING BBM.

**GENERAL SPECIFICATIONS**

- PAD INPUT IMPEDANCE: 1657 OHM WITH 1K OHM LOAD.
- PAD OUTPUT IMPEDANCE: 167 OHM WITH 150 OHM SOURCE.
- PAD CMRR GREATER THAN 90dB AT 10KHz.
- PAD BALANCED LINE MAXIMUM IMPEDANCE MISMATCH: 0.2%.
- RoHS COMPLIANT.



CIRCUIT DIAGRAM  
PAD: ON, REVERSE: OFF, GROUND: LIFT



**CUSTOMER DRAWING**

					<div>UNLESS OTHERWISE SPECIFIED</div> <div>1. ALL DIMENSIONS IN INCHES [mm]</div> <div>- TWO PLACE DECIMALS ±0.02 [0.5]</div> <div>- THREE PLACE DECIMALS ±0.005 [0.13]</div>	THIS DRAWING DESCRIBES A DESIGN CONSIDERED PROPRIETARY IN NATURE, DEVELOPED AND MANUFACTURED BY SWITCHCRAFT INC. AND IS RELEASED ON A CONFIDENTIAL BASIS FOR IDENTIFICATION PURPOSES ONLY.				
						SIZE *	WIDTH *	MULT *	LBS/M *	TEMPER *
						FINISH *			MATERIAL *	
						SPEC No. *			SPEC No. *	
						FIRST USED ON *		SCALE		<div>Switchcraft®</div>
						DATE DRAWN 6/20/17	BY NS	CHKD NS 6/20/17	APVD SRC 6/20/17	
0A	PRELIMINARY	6/20/17	NS	SRC	<div>DO NOT SCALE DRAWING</div>	NAME 303 AUDIOFIX			SHEET 1 OF 1	
REV	ECO NUMBER	DATE	BY	APVD		PART No. 303			REV 0A	
REVISIONS										