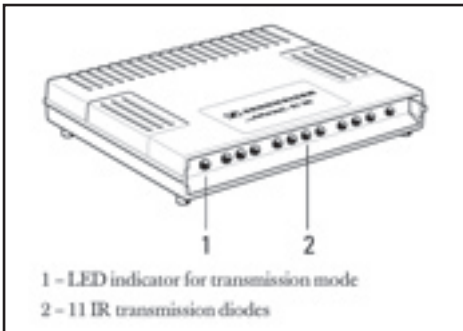
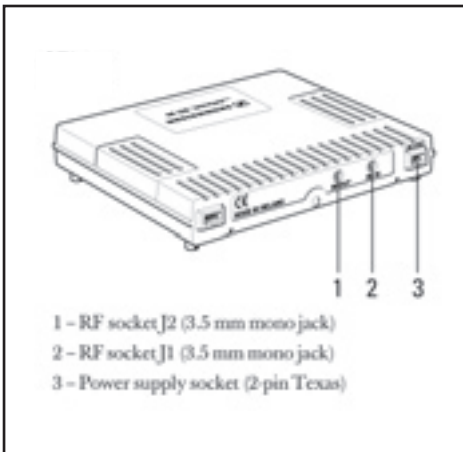


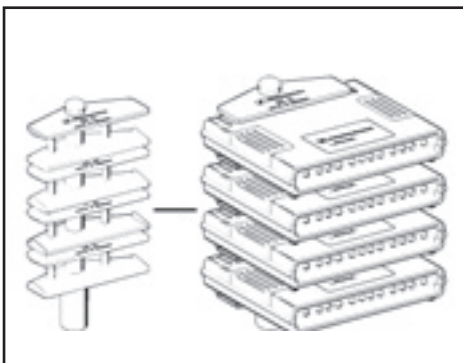
SZI 30



Front view of SI 30/SZI 30



Back view of SZI 30



Radiator cluster with four IZK 20 clamps and IZM 20 cluster mounting kit

SZI 30 Infrared Emitter

The SZI 30 is a small area emitter which can be fed modulated signals from an SI 30 or any other wideband modulator. It has no charging compartments, the LED on the right of the front panel serves as a power indicator instead, showing that a supply voltage is present. At the back of the SZI 30 you have—besides the DC input connector—two RF sockets. If no plug is connected to the output socket, a 50 Ω terminating impedance is switched into the RF connection.

NOTE: Power supply is not included. Please order as required.

Features—Benefits

- Works with any modulator
- Easy to install
- Master system can be used independently for up to 750 sq. ft. of coverage
- SZI 30 slave emitters offer increased coverage
- Connects to line level audio source via 1/8" or 1/4" plug unbalanced
- 1-year warranty

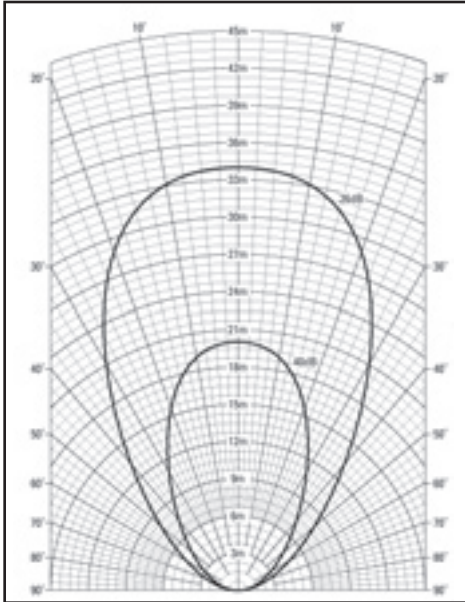
Technical Data

Modulation	—
Nominal deviation	± 50 kHz
Carrier frequencies	max. 6 MHz
AF input	—
AF input voltage for nominal deviatio	—
AF frequency response	depends on modulator
THD (1 kHz, nom. dev.)	≤ 1 %
AF signal-to-noise ratio	≥ 60 dB(A) rms
RF input—RF output	1/8" mono jack with a 50 Ω term. impedance
Output impedance	approx. 20 k Ω or 50 Ω
IR diodes	11
Max. coverage area approx.	750 sq. ft., single-ch./ 375 sq.ft. in two channels
Radiating power approx.	0.5 W
Operating voltage	24–27 V DC via 2-pin Texas socket
Current consumption	approx. 150 mA
Dimensions in mm	approx. 4.64 x .98 x 3.54
Weight	approx. 4.76 oz

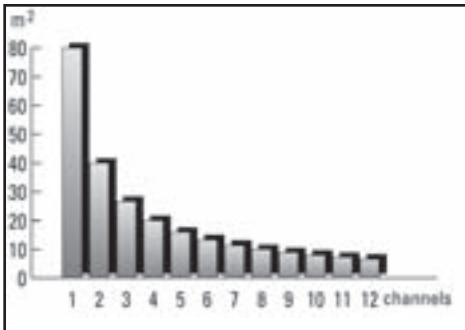
Product Variants

SI 30 Modulator/Emitter

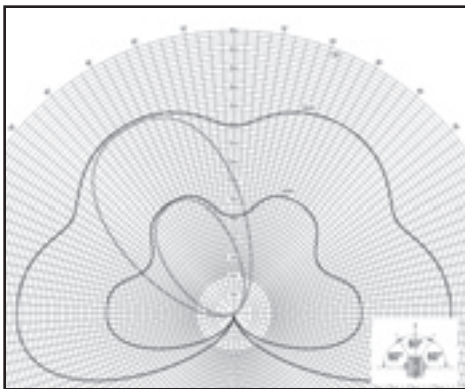
SI30



Polar pattern of the SI 30/SZI 30



Coverage area of the SI 30 / SZI 30



Four SZI 30, mounted at an angle of 60° to one another. For comparison purposes, the coverage of a single SZI 30 is shown at 30°.

Supplied Accessories

None

Optional Accessories

Power supply for one unit	NT 20-1-120
Power supply for up to four SI 30 / SZI 30	NT 20-4-120
RF connection cable (2 x 3.5 mm jack)	KR 20-7 (7.5 m) KR 20-015 (0.1 m)
AF extension cable (2 x Texas)	KK 20-1 (1 m) KK 20-7 (7.5 m)
4-way "octopus" cable (Texas)	KKY20-015
Mounting clamp, one required for each unit	IZK 20
Cluster mounting kit	IzM 20
5/8" to 3/8" adapter when mounting a single unit	MZA 216

Product Compatibility

Any wideband infrared modulator

Recommended Cabling

RG174 coax with 3.5mm mini plugs on each end for the modulated signal from the SI30