

Tech Spec

RoboTRAK

Presenter Tracking System

North America: 999-7270-000

Europe and UK: 999-7270-001

Australia and New Zealand: 999-7270-009



Features

- IR-based presenter tracking for medium to large rooms
- Designed for educators, in consultation with educators, using Vaddio's proven, industry-leading technology
- Reliable tracking: Move around, turn your head, invite others to the front of the room... the camera stays on you
- Switch between tracking and preset positions
- Camera sold separately – use with the RoboSHOT™ camera of your choice

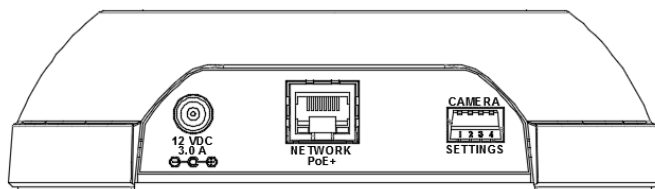
IR Camera

- Simple configuration and administration using the Vaddio web interface
- Adjust the system's tracking behavior to match the presenter's style
- Operational range of 12 to 50 ft (3.7 to 15.2 m), any height from 6 to 15 ft. (1.8 to 4.6 m)

IR Source Lanyard

- No belt pack – comfortable, highly wearable design that does not interfere with clothing
- Up to 40 hours of battery power; 25 hours typical
- Recessed switch for full power-down – Conserve battery life during storage; no risk of accidental actuation

Connectors



- **12 VDC, 3.0 Amp power connector** – Connect only the PoE splitter shipped with the camera.
- **Network/PoE+** – 10/100 Ethernet/PoE+ port allows the RoboTRAK™ IR camera to control the video camera, and provides access to the web interface.
- **DIP switches** – Factory use only.

What's Included


Each RoboTRAK presenter tracking system is shipped with these items:

- RoboTRAK IR camera with dual-camera wall mount
- RoboTRAK IR source lanyard
- 5 VDC USB charger with cable
- PoE+ injector with AC cordset(s) and Cat-5e cable
- PoE splitter with cables
- Quick Start Guide

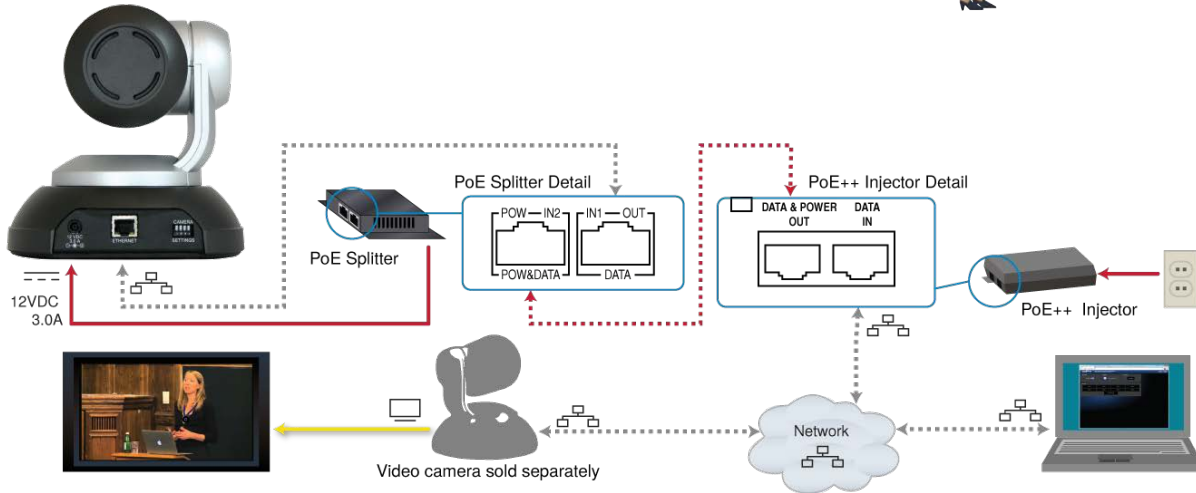
How It Works

Elements of the tracking system:

- **IR source** – The presenter wears an infrared signal source on a lanyard.
- **IR camera** – Follows the lanyard and directs the video camera.
- **Video Camera** (sold separately) – Follows the IR camera. Any RoboSHOT camera may be used as the video component of the RoboTRAK system.



Basic Connection Diagram



Specifications

IR Camera

Operational Distance	12 to 50 ft (3.7 to 15.2 m)	Peak IR Sensitivity	850 nm
Horizontal range	±90°	Vertical Placement	7 to 15 ft (2.1 to 4.6 m)
Max. Vertical Offset	20°	Position Presets	10
Communication	10/100 Ethernet	Power	12 VDC, 3.0A
Height	6.3 in (163 mm)	Depth	5.5 in (145 mm)
Width	6.1 in (155 mm)	Weight	3.0 lbs (1.36 kg)

IR Source Lanyard

Battery Life	Up to 40 hrs (25 typical)	Charging time	About 4 hrs
Diameter	2 in (51 mm)	Depth	1.0 in (25 mm)
Weight	3.2 oz (91 g)	Lanyard length	24 in (610 mm)

System Mounting Weight

Mounted to Wall	15.3 to 16.4 lbs (6.95 to 7.45 kg)	Mounted to Ceiling	16.7 to 17.8 lbs (7.55 to 8.05 kg)
<i>Weight varies depending on the video camera used.</i>			

Environmental and Room Requirements

Operating temperature	0 °C to +24 °C (32 °F to 75 °F)	Storage temperature	-5° to +60° C (23°F to 140°F)
Operating humidity	15% to 80% RH (non-condensing)	Storage humidity	20% to 80% RH (non-condensing)
Lighting Restrictions	No natural or halogen-based lighting, no IR-based communication systems		

Video Camera – see specifications for the purchased camera